



**WOODBURY**  
**FARMS**

*13<sup>th</sup> Annual*

**BULL AND FEMALE SALE**

OVERBROOK LIVESTOCK COMMISSION COMPANY | OVERBROOK, KS

**MARCH 20, 2024 | 6 P.M.**





On behalf of the Woodbury Family, I would like to welcome you to our 13th annual production sale. 2023 brought record high cattle prices but, also brought our area a drought that we seem to be finally crawling out of. Our hope is everyone receives ample rainfall in 2024.

We will be selling a very strong set of yearling Angus and Hereford bulls and several coming two-year-olds for those that need an older bull. In addition, we are bringing you both registered and commercial Angus open yearling heifers, several of the ever-popular black baldie yearlings and a few 1st calf heifer pairs to round out our female offering.

We continue to raise our cattle in a low-input, commercial-oriented environment. Take advantage of our program to help move your cowherd in the right direction in the future!

Thank you for your interest in our program. If there is any way we can assist you, don't hesitate to give us a call!

*— Howard, Elise, & Morgan Woodbury  
Evan, Emily & Mason Woodbury & John Woodbury*





# WOODBURY FARMS

**WOODBURYFARMSKANSAS.COM**

## SALE INFORMATION

Woodbury Farms 13th Annual Bull and Female Sale  
March 20, 2024 at 6:00 pm  
Overbrook Livestock Commission Company, Overbrook, KS

## AUCTIONEER

Barrett Simon.....(316) 452-1792

## SALE CONSULTANTS AND PRESS REPRESENTATIVES

### Stephen Russell

Kansas Stockman.....(785) 458-2650

### Jeff Mafi

American Angus Assn..... (816) 344-4266

### Adam Conover

American Angus Assn.....(816) 676-8560

### Dakota Ferguson

Special Assignment.....(785) 893-1604

### Jim Hoffman

.....(913) 370-5691

## SALE DAY PHONES

Sale Barn.....(785) 665-7181

Howard Woodbury.....(785) 241-0515

John Woodbury.....(785) 229-2557

Evan Woodbury.....(785) 214-9545

## SALE LOCATION

Overbrook Livestock Commission Company  
305 W 1st Street, Overbrook, KS

Directions: Overbrook Livestock is located at the South end of Overbrook, KS. From US 56 Hwy: Take Maple Street South to 1st street then west one block to the sale barn.

## DINNER

Please join us for a complementary dinner at 5:15 p.m. Sale begins at 6:00 p.m.

## TERMS AND CONDITIONS

Cattle will sell under the standard Terms and Conditions as recommended by the American Angus Association. Terms are CASH. All cattle are to be paid for during or immediately after the sale and will not be released until settlement has been made.

## HEALTH

All lots are AM, CA, & NH free by pedigree or test. DD and M1 carriers will be noted. All bulls and yearling heifers will be negative for Persistently infected BVD. All bulls have passed a fertility exam and the aged bulls will have a negative Trichomoniasis test. All cattle will be accompanied by proper health certificates for immediate shipment.

## LIABILITY

All persons who attend the sale do so at their own risk. Woodbury Farms and the Overbrook Livestock Commission Company assume no liability, legal or otherwise, for any accidents which may occur.

## FIRST BREEDING SEASON GUARANTEE

All bulls are fully guaranteed for the first breeding season. A breeding season is defined as the 90-day period following the first turnout of the bull. If a replacement bull is available, he will be provided, or if the buyer prefers, credit toward one bull will be given in the following sale, less salvage value of the injured bull. All injured bulls must be diagnosed by a veterinarian. Please notify us as soon as possible should injury occur and prior to the injured bull being sold for salvage. This is not a life insurance policy. We will not replace a dead bull if it is killed or dies for any reason.

## SUPPLEMENTAL INFORMATION

A supplement sheet will be available sale day with complete and up to date information including bull ultrasound data and yearling weight information that was not available when the catalog went to print. Announcements from the auction block take precedence over catalog information.

## PRE-SALE INSPECTION

We will be happy to show any of the cattle prior to sale day. Bulls and heifers will be available for viewing through March 19 at the farm, 23285 South Stubbs Road, five miles north of Quenemo. All lots will be available for viewing at the sale barn by noon on sale day March 20.

## HOTEL INFORMATION

**Holiday Inn Express**, Ottawa, Kansas (785)521-7009 (30 miles from sale barn)

**Holiday Inn Express**, Lawrence, Kansas (785)749-7555 (26 miles from sale barn)

## ONLINE BIDDING

LIVEAUCTIONS.TV will provide real time bidding. Live streaming of the auction will be available to bid on animals if you are unable to attend the sale. Visit [www.liveauctions.tv](http://www.liveauctions.tv) or contact Ben Gleason at (785) 640-9390 for more details and information.



## TARGETING THE BRAND™ LOGO

The Targeting the Brand™ logo highlights registered Angus cattle with greater genetic potential to produce calves that meet the most challenging specifications of the Certified Angus Beef® brand.



*Catalog designed by:*



**KROSECOMPANY.COM**



# Yearling Angus Bulls

## 1 WFQ MAINSTAY C22 L32

DOB: 02/26/23 REG: 20822414 TAG: L32

CONNEALY GLORY 4127  
**CONNEALY MAINSTAY**  
JAYCE OF CONANGA 318E

CONNEALY CAPITALIST 028  
**WFQ BLACKBIRD C22**  
WFQ BLACKBIRD X59

CONNEALY CONSENSUS  
ENCHANT OF CONANGA 2423  
CONNEALY HEMISPHERE 957L  
JASE OF CONANGA 4660  
S A V FINAL ANSWER 0035  
PRIDES PITA OF CONANGA 8821  
EXAR TITELIST T011  
ROLLIN ROCK BLACKBIRD 5321

ACT BW: 68  
ADJ WW: 609  
W RATIO: 103

CED	BW	WW	YW	RADG	DMI	YH	SC	DOC	CLAW	ANGLE	HP	
7	0.3	71	128	0.27	1.38	0.5	-0.16	27	0.68	0.51	7.7	
CEM	MILK	MW	MH	\$EN	CW	MARB	RE	FAT	\$M	\$W	\$B	\$C
4	23	89	0.5	-28	48	0.41	0.51	-0.015	40	64	124	201



Lot 1

Outstanding phenotype bull to start the sale. This Mainstay son ratioed 103 at weaning and was raised by a Capitalist dam that has weaned 7 calves at a 101 ratio. He is Top 15% Docility, Top 25% YW, and Top 30% BW and WW. His maternal brother was the Lot 1 bull in last year's sale and sold to Paul Meiwes of Iola. Should work on heifers.

## 2 WFQ MAINSTAY 402 L28

DOB: 02/26/23 REG: 20822416 TAG: L28

CONNEALY GLORY 4127  
**CONNEALY MAINSTAY**  
JAYCE OF CONANGA 318E

B C LOOKOUT 7024  
**PVA MISSIE 402 WAF**  
WAF MISSIE 736

CONNEALY CONSENSUS  
ENCHANT OF CONANGA 2423  
CONNEALY HEMISPHERE 957L  
JASE OF CONANGA 4660  
O C C LEGEND 616L  
GIBBET HILL MIGNONNE E37  
LEMMON NEWSLINE C804  
WAF RALLY MISSIE 554

ACT BW: 65  
ADJ WW: 648  
W RATIO: 110

CED	BW	WW	YW	RADG	DMI	YH	SC	DOC	CLAW	ANGLE	HP	
10	-2	41	77	0.21	0.34	0.2	0.96	26	0.52	0.49	5.5	
CEM	MILK	MW	MH	\$EN	CW	MARB	RE	FAT	\$M	\$W	\$B	\$C
15	28	47	0.3	-10	21	0.53	0.17	0.002	42	45	109	183



Lot 2

Standout Mainstay son who ratioed 110 at weaning. His Lookout dam has raised 7 calves at a 106 ratio. He is Top 3% CEM, Top 4% BW, and Top 20% CED and Docility. Should work on heifers.

## 3 WFQ RESILIENT 7025 L24

DOB: 02/24/23 REG: 20824529 TAG: L24

SITZ STELLAR 726D  
**SITZ RESILIENT 10208**  
SITZ MISS BURGESS 1856

KRAMERS APOLLO 317  
**TOP LINE LADY 7025**  
TOP LINE LADY 5028

MOHLEN SUBSTANTIAL 272  
SITZ PRIDE 200B  
SITZ TOP GAME 561X  
SITZ MISS BURGESS 4381  
KOU PAL JUNE AU 797  
KRAMERS EVERGREEN ERICA 1204  
TOPLINE VISION FLY OVER 1395  
TOP LINE LADY 9104

ACT BW: 66  
ADJ WW: 617  
W RATIO: 105

CED	BW	WW	YW	RADG	DMI	YH	SC	DOC	CLAW	ANGLE	HP	
10	0.3	60	105	0.26	0.88	0.6	0.78	5	0.44	0.34	15.1	
CEM	MILK	MW	MH	\$EN	CW	MARB	RE	FAT	\$M	\$W	\$B	\$C
8	34	33	0.3	-6	38	0.83	0.6	0.01	80	69	138	259



Lot 3

Really good Resilient son that ratioed 105 at weaning. His Apollo dam has weaned 4 calves at a 108 ratio and has raised top selling sons to Matt Corwine of Quenemo and Meseke Ranch of Alma in the last 2 years. This bull is Top 4% Foot Angle, Top 10% \$Maternal, Top 15% Milk, Top 20% CED, Top 25% \$Energy and \$Wean, Top 30% \$Grid and Claw. Should work on heifers.

# 4 WFQ PATRIARCH J03 L08

DOB: 02/10/23 REG: 20818139 TAG: L08

S S NIAGARA Z29

TEHAMA PATRIARCH F028

TEHAMA ELITE BLACKBIRD D826

KG JUSTIFIED 3023

WFQ JENNY J03

WFQ JENNY G80

HOOVER DAM  
JET S S X144  
CONNEALY THUNDER  
TEHAMA ELITE BLACKBIRD Z630  
CONNEALY JUDGMENT  
KG MISS MAGIC 1443  
THOMAS CONSENSUS 4963  
CLAYS MS P066 7103

ACT BW: 65  
ADJ WW: 659  
W RATIO: 112

CED	BW	WW	YW	RADG	DMI	YH	SC	DOC	CLAW	ANGLE	HP	
7	0.5	81	144	0.28	1.92	0.9	0.7	22	0.5	0.52	12.9	
CEM	MILK	MW	MH	\$EN	CW	MARB	RE	FAT	\$M	\$W	\$B	\$C
9	31	98	0.9	-37	66	0.67	0.66	0.051	60	78	153	258



Outstanding Patriarch son that weaned at a 112 ratio from a Justified first calf heifer. He is Top 10% WW, YW and \$Wean, and Top 25% Milk and \$Feedlot. Could work on heifers.

# 5 WFQ PATRIARCH D48 L39

DOB: 02/28/23 REG: 20818148 TAG: L39

S S NIAGARA Z29

TEHAMA PATRIARCH F028

TEHAMA ELITE BLACKBIRD D826

KW 8018 HOOVER DAM 3305

WFQ BLACKBIRD D48

BLACKBIRD 4076 OF DALEBANKS

HOOVER DAM  
JET S S X144  
CONNEALY THUNDER  
TEHAMA ELITE BLACKBIRD Z630  
HOOVER DAM  
KAR JILT 849  
EF COMPLEMENT 8088  
BLACKBIRD 8697 OF DALEBANKS

ACT BW: 72  
ADJ WW: 669  
W RATIO: 100

CED	BW	WW	YW	RADG	DMI	YH	SC	DOC	CLAW	ANGLE	HP	
15	-2.2	59	116	0.3	1.26	0.3	1.63	23	0.48	0.49	16.9	
CEM	MILK	MW	MH	\$EN	CW	MARB	RE	FAT	\$M	\$W	\$B	\$C
13	33	38	0.2	-8	39	0.68	0.75	0.004	85	68	141	268



Patriarch ET son whose donor dam has weaned 4 calves at a 107 ratio. He is Top 3% CED and BW, Top 4% \$Maternal, Top 10% CEM, Top 15% Milk, Top 20% \$Wean and Top 30% Docility. Should work on heifers.

# 6 WFQ PATRIARCH J12 L11

DOB: 03/04/23 REG: 20818141 TAG: L11

S S NIAGARA Z29

TEHAMA PATRIARCH F028

TEHAMA ELITE BLACKBIRD D826

KG JUSTIFIED 3023

WFQ KATINKA J12

WFQ KATINKA G88

HOOVER DAM  
JET S S X144  
CONNEALY THUNDER  
TEHAMA ELITE BLACKBIRD Z630  
CONNEALY JUDGMENT  
KG MISS MAGIC 1443  
CONNEALY 1682 636  
WFQ KATINKA X01

ACT BW: 62  
ADJ WW: 631  
W RATIO: 107

CED	BW	WW	YW	RADG	DMI	YH	SC	DOC	CLAW	ANGLE	HP	
13	-1.3	73	126	0.18	2.2	0.3	1.41	21	0.44	0.54	15.6	
CEM	MILK	MW	MH	\$EN	CW	MARB	RE	FAT	\$M	\$W	\$B	\$C
13	37	43	0.2	-13	55	0.85	1.06	0.04	90	86	148	282

This Patriarch son weaned at 107 and was raised by a Justified first calf heifer. He is Top 1% \$Wean, Top 3% \$Maternal, Top 4% Milk, Top 10% CED, BW, CEM, and Ribeye, Top 20% \$Combined, Top 25% WW and \$Grid, and Top 30% YW, Marbling, and Claw. Should work on heifers.

# 7 WFQ PATRIARCH J78 L17

DOB: 02/19/23 REG: 20818144 TAG: L17

S S NIAGARA Z29

TEHAMA PATRIARCH F028

TEHAMA ELITE BLACKBIRD D826

JMB RENO 893

WFQ EOTA J78

EOTA OF DALEBANKS 4209

HOOVER DAM  
JET S S X144  
CONNEALY THUNDER  
TEHAMA ELITE BLACKBIRD Z630  
SPRING COVE RENO 4021  
JMB JOETTE TOP GAME 543  
CONNEALY THUNDER  
EOTA OF DALEBANKS 8680

ACT BW: 67  
ADJ WW: 564  
W RATIO: 96

CED	BW	WW	YW	RADG	DMI	YH	SC	DOC	CLAW	ANGLE	HP	
8	0.1	64	113	0.23	1.31	0.2	0.3	17	0.49	0.54	11.6	
CEM	MILK	MW	MH	\$EN	CW	MARB	RE	FAT	\$M	\$W	\$B	\$C
10	24	42	0	-5	39	1.03	0.62	0.005	70	65	148	262

Patriarch son by a first calf heifer. He is Top 20% Marbling and \$Grid, Top 25% \$Energy, and Top 30% BW. Should work on heifers.



# 8 WFQ PATRIARCH J38 L09

DOB: 03/10/23 REG: 20818140 TAG: L09



S S NIAGARA Z29

TEHAMA PATRIARCH F028

TEHAMA ELITE BLACKBIRD D826

SQUARE B TRUE NORTH 8052

WFQ QUEEN J38

WFQ QUEEN A43

HOOVER DAM  
JET S S X144  
CONNEALY THUNDER  
TEHAMA ELITE BLACKBIRD Z630  
S A V RAINFALL 6846  
ELBANNA OF CONANGA 1209  
CONNEALY CONSENSUS 7229  
WK QUEEN 2310

ACT BW: 63  
ADJ WW: 613  
W RATIO: 104

CED	BW	WW	YW	RADG	DMI	YH	SC	DOC	CLAW	ANGLE	HP	
15	-2.2	62	110	0.24	0.75	0.1	1.73	24	0.42	0.44	12	
CEM	MILK	MW	MH	\$EN	CW	MARB	RE	FAT	\$M	\$W	\$B	\$C
12	36	42	-0.1	-12	42	0.9	0.75	0.014	78	75	149	271

Patriarch son by a True North first calf heifer. He is Top 3% BW, Top 4% CED, Top 10% Milk, Top 15% \$Wear, Top 20% Claw, \$Maternal, and \$Grid, and Top 30% Angle, Marbling, and \$Combined. Should work on heifers.

# 9 WFQ PATRIARCH J65 L04

DOB: 02/08/23 REG: 20818138 TAG: L04



S S NIAGARA Z29

TEHAMA PATRIARCH F028

TEHAMA ELITE BLACKBIRD D826

JMB RENO 893

WFQ BLACKBIRD J65

WFQ BLACKBIRD C22

HOOVER DAM  
JET S S X144  
CONNEALY THUNDER  
TEHAMA ELITE BLACKBIRD Z630  
SPRING COVE RENO 4021  
JMB JOETTE TOP GAME 543  
CONNEALY CAPITALIST 028  
WFQ BLACKBIRD X59

ACT BW: 62  
ADJ WW: 604  
W RATIO: 103

CED	BW	WW	YW	RADG	DMI	YH	SC	DOC	CLAW	ANGLE	HP	
1	1.6	78	138	0.29	1.54	0.6	0.63	19	0.49	0.51	14.4	
CEM	MILK	MW	MH	\$EN	CW	MARB	RE	FAT	\$M	\$W	\$B	\$C
10	22	94	0.7	-30	64	0.66	0.69	0.01	60	67	162	270

Patriarch son raised by a first calf heifer. He is Top 15% WW, YW, and \$Feedlot, Top 30% \$Wear, \$Beef, and \$Combined.

# 10 WFQ PATRIARCH J10 L12

DOB: 02/14/23 REG: 20818142 TAG: L12



S S NIAGARA Z29

TEHAMA PATRIARCH F028

TEHAMA ELITE BLACKBIRD D826

KG JUSTIFIED 3023

WFQ MISS ANGUS J10

WFQ MISS ANGUS G35

HOOVER DAM  
JET S S X144  
CONNEALY THUNDER  
TEHAMA ELITE BLACKBIRD Z630  
CONNEALY JUDGMENT  
KG MISS MAGIC 1443  
HURLBUT OSU FINAL EXAM 5130  
WFQ MISS ANGUS W47

ACT BW: 62  
ADJ WW: 511  
W RATIO: 87

CED	BW	WW	YW	RADG	DMI	YH	SC	DOC	CLAW	ANGLE	HP	
12	-1.2	58	113	0.18	1.44	0	0.5	1	0.45	0.42	15.5	
CEM	MILK	MW	MH	\$EN	CW	MARB	RE	FAT	\$M	\$W	\$B	\$C
13	26	29	-0.3	-2	30	1.13	0.48	0.044	77	52	137	261

Patriarch son by a Justified first calf heifer. He is Top 5% BW, Top 10% \$Maternal, Top 15% CED, Marbling, \$Grid, Top 20% Angle, Milk, and \$Energy, Top 25% \$Wear, and Top 30% Claw. Should work on heifers.

# 11 WFQ PATRIARCH J06 L14

DOB: 02/16/23 REG: 20818143 TAG: L14



S S NIAGARA Z29

TEHAMA PATRIARCH F028

TEHAMA ELITE BLACKBIRD D826

KG JUSTIFIED 3023

WFQ DIXIE ERICA J06

WFQ DIXIE ERICA G54

HOOVER DAM  
JET S S X144  
CONNEALY THUNDER  
TEHAMA ELITE BLACKBIRD Z630  
CONNEALY JUDGMENT  
KG MISS MAGIC 1443  
CONNEALY 1682 636  
WFQ DIXIE ERICA B88

ACT BW: 60  
ADJ WW: 560  
W RATIO: 95

CED	BW	WW	YW	RADG	DMI	YH	SC	DOC	CLAW	ANGLE	HP	
3	2.5	70	131	0.31	1.63	0.5	1.02	17	0.44	0.39	17.9	
CEM	MILK	MW	MH	\$EN	CW	MARB	RE	FAT	\$M	\$W	\$B	\$C
12	31	92	0.6	-34	55	0.95	0.31	0.04	68	63	154	268

Patriarch son by a Justified first calf heifer. Top 15% Angle, Top 20% YW, Milk Top 25% Claw, CEM, Marbling, Top 30% W/W, \$Grid and \$Combined.

# 12 WFQ THEDFORD D04 L41

DOB: 02/28/23 REG: 20822730 TAG: L41

BAR R JET BLACK 5063

HOFFMAN THEDFORD

HA RITO LADY 3839

CONNEALY CONFIDENCE 0100

WFQ TILLIE D04

WFQ TILLIE B04

CONNEALY BLACK GRANITE  
BAR R IRIS ANITA 0113  
KG SOLUTION 0018  
HA RITO LADY 0622  
CONNEALY TOBIN  
BECKA GALA OF CONANGA 8281  
SITZ DASH 10277  
WFQ TILLIE Z24

ACT BW: 71  
ADJ WW: 645  
W RATIO: 109

CED	BW	WW	YW	RADG	DMI	YH	SC	DOC	CLAW	ANGLE	HP	
14	-0.4	74	134	0.28	1.31	0.7	1.26	28	0.5	0.37	17.3	
CEM	MILK	MW	MH	\$EN	CW	MARB	RE	FAT	\$M	\$W	\$B	\$C
12	32	42	0.5	-9	58	0.37	0.73	0.015	100	80	144	287

Outstanding Thedford son that ratioed 109 at weaning by a Confidence dam who has raised 6 calves at a 101 ratio. His maternal brother was our high selling 2 year old last year selling to Larry Lang of Overbrook. He has a great set of EPDs. He is Top 1% \$Maternal, Top 4% CED and \$Wear, Top 10% Angle, Top 15% Milk and Docility, Top 20% BW, YW, CEM, \$Feedlot and \$Combined, Top 25% WW. Should work on heifers.



# 13 WFQ RAINMAKER 5010 L53

DOB: 03/04/23 REG: 20822431 TAG: L53



BASIN RAINMAKER 2704  
**BASIN RAINMAKER 4404**  
 BASIN JOY 1036

BASIN RAINMAKER P175  
 BASIN ERICA 7520 BV  
 BASIN PAYWEIGHT 1075  
 BASIN JOY 566T  
 SCR PROMISE 4042  
 SYDGEN FOREVER LADY 4413  
 G A R NEW DESIGN 5050  
 CHAIR ROCK OBJECTIVE 7148

ACT BW: 71  
 ADJ WW: 631  
 W RATIO: 107

SYDGEN TRUST 6228  
**CHAIR ROCK TRUST 5010**  
 CHAIR ROCK 5050 G A R 9083



Lot 13

CED	BW	WW	YW	RADG	DMI	YH	SC	DOC	CLAW	ANGLE	HP	
5	1.9	59	102	0.2	1.15	0.2	0.43	30	0.6	0.51	14.1	
CEM	MILK	MW	MH	\$EN	CW	MARB	RE	FAT	\$M	\$W	\$B	\$C
10	36	21	-0.1	-1	47	0.71	0.72	-0.01	84	69	144	271

Really good Rainmaker son that weaned at a 107 ratio and was raised by a dam that has weaned 7 calves at a 104 ratio. He is Top 5% Milk and Docility, Top 10% \$Maternal, Top 20% \$Energy, Top 25% \$Wean, and Top 30% \$Combined.

# 14 WFQ ARMORYG21 9035 L61

DOB: 03/07/23 REG: 20818151 TAG: L61

CONNEALY ARMORY  
**WFQ ARMORY B421 G21**  
 NELSONS QUEEN MOTHER B421

CONNEALY ARSENAL 2174  
 EBBA OF CONANGA 808  
 KROUPALS B&B IDENTITY  
 NELSONS QUEEN MOTHER S645  
 OSU FINAL EXAM 3139  
 OSU EVERELDA ENTENSE 3117  
 CHESTNUT KNOCK OUT 204  
 TOP LINE LADY 0411

ACT BW: 59  
 ADJ WW: 542  
 W RATIO: 92

HURLBUT OSU FINAL EXAM 5130  
**TOP LINE LADY 9035**  
 TOP LINE LADY 6059



Lot 14

CED	BW	WW	YW	RADG	DMI	YH	SC	DOC	CLAW	ANGLE	HP	
0	2.7	78	147	0.32	1.61	1.3	1	17	0.48	0.46	7.8	
CEM	MILK	MW	MH	\$EN	CW	MARB	RE	FAT	\$M	\$W	\$B	\$C
9	19	107	1.4	-35	65	0.41	0.37	-0.018	39	56	151	235

G21 son by a Final Exam daughter who has weaned 3 calves at a 94 ratio. He is Top 10% YW, and Top 15% WW and \$Feedlot.

# 15 WFQ ARMORYG21 G142 L48 (DDC)

DOB: 03/02/23 REG: 20818149 TAG: L48



CONNEALY ARMORY  
**WFQ ARMORY B421 G21**  
 NELSONS QUEEN MOTHER B421

CONNEALY ARSENAL 2174  
 EBBA OF CONANGA 808  
 KROUPALS B&B IDENTITY  
 NELSONS QUEEN MOTHER S645  
 BASIN PAYWEIGHT 1682  
 ENCHANTA OF CONANGA 4148  
 TOPLINE VISION FLY OVER 1395  
 FCF PROVEN QUEEN 022

ACT BW: 66  
 ADJ WW: 611  
 W RATIO: 104

CONNEALY 1682 636  
**WFQ PROVEN QUEEN G142**  
 TOP LINE PROVEN QUEEN 6039

# 16 WFQ ARMORYG21 H18 L73

DOB: 03/14/23 REG: 20818155 TAG: L73



CONNEALY ARMORY  
**WFQ ARMORY B421 G21**  
 NELSONS QUEEN MOTHER B421

CONNEALY ARSENAL 2174  
 EBBA OF CONANGA 808  
 KROUPALS B&B IDENTITY  
 NELSONS QUEEN MOTHER S645  
 G A R PROPHET  
 BALDRIDGE ISABEL Y69  
 SITZ DASH 10277  
 WFQ RITA Z109

ACT BW: 67  
 ADJ WW: 600  
 W RATIO: 109

BALDRIDGE BEAST MODE B074  
**WFQ RITA H18**  
 WFQ RITA B09

CED	BW	WW	YW	RADG	DMI	YH	SC	DOC	CLAW	ANGLE	HP	
6	0.8	66	115	0.24	0.97	0.8	0.53	12	0.56	0.49	8.4	
CEM	MILK	MW	MH	\$EN	CW	MARB	RE	FAT	\$M	\$W	\$B	\$C
7	37	59	0.5	-21	40	0.72	0.8	-0.013	52	73	140	234

G21 son by a Connealy 636 daughter that has weaned 3 calves at a 101 ratio. He is Top 5% Milk, Top 15% \$Wean, and Top 30% Ribeye. This bull is DDC.

CED	BW	WW	YW	RADG	DMI	YH	SC	DOC	CLAW	ANGLE	HP	
7	0.8	70	121	0.26	1.14	0.7	0.78	20	0.39	0.42	11.7	
CEM	MILK	MW	MH	\$EN	CW	MARB	RE	FAT	\$M	\$W	\$B	\$C
7	24	93	0.8	-31	41	0.73	0.49	-0.019	55	63	136	231

G21 son that ratioed 109 at weaning from a Beast Mode dam that has weaned 2 calves at a 108 ratio. He is Top 15% Claw, Top 20% Angle and Top 30% WW. Might work for heifers.



17

WFQ ARMORYG21 G64 L49

DOB: 03/02/23 REG: 20818150 TAG: L49



CONNEALY ARMORY  
WFQ ARMORY B421 G21  
NELSONS QUEEN MOTHER B421

CONNEALY ARSENAL 2174  
EBBA OF CONANGA 808  
KROUPALS B&B IDENTITY  
NELSONS QUEEN MOTHER S645  
THOMAS UP RIVER 1614  
THOMAS PRIMROSE 21128  
KW 8018 HOOVER DAM 3305  
BLACKBIRD 4076 OF DALEBANKS

ACT BW: 57  
ADJ WW: 580  
W RATIO: 98

THOMAS BLUE RIVER 7133  
WFQ BLACKBIRD G64  
WFQ BLACKBIRD D48

Table with 13 columns: CED, BW, WW, YW, RADG, DMI, YH, SC, DOC, CLAW, ANGLE, HP, CEM, MILK, MW, MH, \$EN, CW, MARB, RE, FAT, \$M, \$W, \$B, \$C. Row 1: 16, -3.7, 44, 83, 0.19, 0.43, 0, 0.13, 19, 0.36, 0.38, 9.3, 14, 28, 20, -0.1, 4, 31, 0.79, 0.69, 0.061, 71, 53, 138, 250

This G21 sired yearling has the lowest BW EPD in the offering. His Blue River dam has weaned 3 calves at a 100 ratio. He is Top 1% BW, Top 2% CED, Top 10% Claw, Angle, and CEM, Top 15% \$Energy, and Top 30% \$Maternal. Should work on heifers.

18

WFQ ARMORYG21 G22 L77

DOB: 03/15/23 REG: 20818158 TAG: L77



CONNEALY ARMORY  
WFQ ARMORY B421 G21  
NELSONS QUEEN MOTHER B421

CONNEALY ARSENAL 2174  
EBBA OF CONANGA 808  
KROUPALS B&B IDENTITY  
NELSONS QUEEN MOTHER S645  
QUAKER HILL RAMPAGE 0A36  
JAZZED OF CONANGA 4660  
SUMMITCREST COMPLETE 1P55  
G A R YIELD GRADE N366

ACT BW: 60  
ADJ WW: 600  
W RATIO: 102

CONNEALY LEGENDARY 644L  
WFQ RITA G22  
CHAIR ROCK COMPLETE 1106

Table with 13 columns: CED, BW, WW, YW, RADG, DMI, YH, SC, DOC, CLAW, ANGLE, HP, CEM, MILK, MW, MH, \$EN, CW, MARB, RE, FAT, \$M, \$W, \$B, \$C. Row 1: 11, -0.4, 59, 115, 0.29, 1.24, 0.5, 1.03, 18, 0.51, 0.57, 8.8, 5, 34, 70, 0.5, -25, 50, 1, 0.47, -0.01, 42, 62, 167, 259

G21 son from a Legendary dam that has weaned 3 calves at a 99 ratio. He is Top 10% Milk, Top 15% CED, Top 20% BW, Marbling, and \$Grid, and Top 25% \$Beef. Should work on heifers.

19

WFQ COMMAND G105 L96

DOB: 03/20/23 REG: 20818163 TAG: L96

BALDRIDGE COMMAND C036  
THOMAS COMMAND 01094  
THOMAS LUCY 5930

EF COMMANDO 1366  
BALDRIDGE BLACKBIRD A030  
PLATTEMERE WEIGH UP K360  
THOMAS LUCY 9706  
S A V RENOWN 3439  
S A V MADAME PRIDE 9803  
CONNEALY CONSENSUS 7229  
WK QUEEN 2310

ACT BW: 60  
ADJ WW: 683  
W RATIO: 116

KFA WEST FRANKLIN 607  
WFQ QUEEN G105  
WFQ QUEEN A34

Table with 13 columns: CED, BW, WW, YW, RADG, DMI, YH, SC, DOC, CLAW, ANGLE, HP, CEM, MILK, MW, MH, \$EN, CW, MARB, RE, FAT, \$M, \$W, \$B, \$C. Row 1: 9, 0.3, 76, 123, 0.25, 1.1, 1, 0.08, 22, 0.55, 0.43, 14.6, 7, 25, 92, 0.6, -31, 45, 0.49, 0.54, -0.026, 63, 73, 125, 225

Command son that ratioed 116 at weaning from a dam that has raised 3 calves at a 105 ratio. He is Top 10% Angle, Top 20% WW and \$Wean, and Top 30% CED. Should work on heifers.



20

WFQ COMMAND G70 L99

DOB: 03/20/23 REG: 20818164 TAG: L99

BALDRIDGE COMMAND C036  
THOMAS COMMAND 01094  
THOMAS LUCY 5930

EF COMMANDO 1366  
BALDRIDGE BLACKBIRD A030  
PLATTEMERE WEIGH UP K360  
THOMAS LUCY 9706  
MCATL PURE PRODUCT 903-55  
HF EVENING TINGE 6X  
HOOVER DAM  
R/M LUCY 0A80

ACT BW: 74  
ADJ WW: 636  
W RATIO: 108

HF SIMULATOR 62Z  
WFQ LUCY G70  
R/M LUCY 2A28

Table with 13 columns: CED, BW, WW, YW, RADG, DMI, YH, SC, DOC, CLAW, ANGLE, HP, CEM, MILK, MW, MH, \$EN, CW, MARB, RE, FAT, \$M, \$W, \$B, \$C. Row 1: 5, 1.1, 74, 132, 0.27, 1.75, 0.7, 1.86, 5, 0.53, 0.52, 12.9, 7, 33, 91, 0.4, -35, 61, 0.54, 0.56, -0.029, 49, 73, 145, 237

Command son that ratioed 108 at weaning raised by a Simulator daughter that has weaned 3 calves at a 104 ratio. He is Top 15% Milk and \$Wean, Top 25% WW, and Top 30% YW and \$Feedlot.

21

WFQ COMMAND G39 L75

DOB: 03/14/23 REG: 20818156 TAG: L75



BALDRIDGE COMMAND C036  
THOMAS COMMAND 01094  
THOMAS LUCY 5930

EF COMMANDO 1366  
BALDRIDGE BLACKBIRD A030  
PLATTEMERE WEIGH UP K360  
THOMAS LUCY 9706  
BASIN PAYWEIGHT 1682  
RITA 1C43 OF 9M26 COMPLETE  
EXAR RITO 5118 OF RITO 112  
EXAR LASSIE 5709

ACT BW: 63  
ADJ WW: 636  
W RATIO: 108

TEX PLAYBOOK 5437  
WFQ RITA G39  
EXAR RITO 9094

Table with 13 columns: CED, BW, WW, YW, RADG, DMI, YH, SC, DOC, CLAW, ANGLE, HP, CEM, MILK, MW, MH, \$EN, CW, MARB, RE, FAT, \$M, \$W, \$B, \$C. Row 1: 8, 1.2, 78, 137, 0.27, 1.47, 0.9, 0.63, 12, 0.56, 0.51, 9.8, 9, 30, 87, 0.6, -31, 51, 0.81, 0.41, 0.02, 51, 76, 147, 242

Command son that ratioed 108 at weaning raised by a Playbook dam that has weaned 3 calves at a 105 ratio. He is Top 10% \$Wean, Top 15% WW and YW, and Top 25% Milk.



## 22 WFQ COMMAND H55 L83

DOB: 03/17/23 REG: 20818159 TAG: L83



BALDRIDGE COMMAND C036  
**THOMAS COMMAND 01094**  
 THOMAS LUCY 5930  
 EF COMMANDO 1366  
 BALDRIDGE BLACKBIRD A030  
 PLATTEMERE WEIGH UP K360  
 THOMAS LUCY 9706  
 TOPLINE VISION FLY OVER 1395  
 TOP LINE LADY 1016  
 G A R NEW DESIGN 5050  
 GAR CHAIRROCK OBJECTIVE 8531

ACT BW: 60  
 ADJ WW: 596  
 W RATIO: 108

TOP LINE FLY 6029  
**WFQ RITA H55**  
 CHAIR ROCK 5050 GAR 0001

CED	BW	WW	YW	RADG	DMI	YH	SC	DOC	CLAW	ANGLE	HP	
9	-0.3	70	119	0.25	1.01	0.3	0.27	18	0.57	0.47	12.5	
CEM	MILK	MW	MH	\$EN	CW	MARB	RE	FAT	\$M	\$W	\$B	\$C
7	28	61	0.2	-17	44	0.89	0.54	-0.014	66	73	144	253

Command son that ratioed 108 at weaning raised by a dam that has weaned 2 calves at a 104 ratio. He is Top 20% BW, Top 25% \$Grid, and Top 30% CED and WW. Should work on heifers.

## 23 WFQ COMMAND H04 L95

DOB: 03/20/23 REG: 20818162 TAG: L95



BALDRIDGE COMMAND C036  
**THOMAS COMMAND 01094**  
 THOMAS LUCY 5930  
 EF COMMANDO 1366  
 BALDRIDGE BLACKBIRD A030  
 PLATTEMERE WEIGH UP K360  
 THOMAS LUCY 9706  
 LD CAPITALIST 316  
**WFQ QUEEN H04**  
 WFQ QUEEN F138  
 CONNEALY CAPITALIST 028  
 LD DIXIE ERICA 2053  
 THOMAS CONSENSUS 4963  
 WFQ QUEEN B115

ACT BW: 72  
 ADJ WW: 553  
 W RATIO: 100

CED	BW	WW	YW	RADG	DMI	YH	SC	DOC	CLAW	ANGLE	HP	
9	0.5	76	129	0.25	1.63	0.2	0.82	10	0.48	0.37	12.4	
CEM	MILK	MW	MH	\$EN	CW	MARB	RE	FAT	\$M	\$W	\$B	\$C
6	28	63	0.2	-18	52	0.78	0.47	0.03	71	78	140	253

Command son from a Capitalist 316 dam that has weaned 2 calves at a 105 ratio. He is Top 10% Angle, WW, and \$Wean, Top 25% YW and \$Maternal, and Top 30% CED. Should work on heifers.

## 24 WFQ COMMAND H58 L103

DOB: 03/22/23 REG: 20818167 TAG: L103



BALDRIDGE COMMAND C036  
**THOMAS COMMAND 01094**  
 THOMAS LUCY 5930  
 THOMAS TEN X 4671  
**WFQ QUEEN H58**  
 WFQ QUEEN E43  
 EF COMMANDO 1366  
 BALDRIDGE BLACKBIRD A030  
 PLATTEMERE WEIGH UP K360  
 THOMAS LUCY 9706  
 A A R TEN X 7008 S A  
 THOMAS SWAN 21129  
 THOMAS BARRICADE 3967  
 WFQ QUEEN Z35

ACT BW: 66  
 ADJ WW: 571  
 W RATIO: 104

CED	BW	WW	YW	RADG	DMI	YH	SC	DOC	CLAW	ANGLE	HP	
9	1.3	65	133	0.32	1.58	0.2	0.6	24	0.47	0.48	11.4	
CEM	MILK	MW	MH	\$EN	CW	MARB	RE	FAT	\$M	\$W	\$B	\$C
9	37	63	0.2	-23	58	0.85	0.68	0.021	65	68	163	276

Command son that ratioed 104 at weaning. He is Top 4% Milk, Top 20% YW, Top 25% Docility, \$Feedlot, \$Beef, and \$Combined, and Top 30% \$Wean and \$Grid.

## 25 WFQ COMMAND H09 L62

DOB: 03/10/23 REG: 20818152 TAG: L62

BALDRIDGE COMMAND C036  
**THOMAS COMMAND 01094**  
 THOMAS LUCY 5930  
 BALDRIDGE BEAST MODE B074  
**WFQ ZARA H09**  
 WFQ ZARA B20  
 EF COMMANDO 1366  
 BALDRIDGE BLACKBIRD A030  
 PLATTEMERE WEIGH UP K360  
 THOMAS LUCY 9706  
 G A R PROPHET  
 BALDRIDGE ISABEL Y69  
 CONNEALY CONSENSUS 7229  
 WFQ PREMIUM ZARA T07

ACT BW: 62  
 ADJ WW: 543  
 W RATIO: 99

CED	BW	WW	YW	RADG	DMI	YH	SC	DOC	CLAW	ANGLE	HP	
14	-0.8	67	124	0.27	2.01	0.5	-0.07	18	0.55	0.44	7.4	
CEM	MILK	MW	MH	\$EN	CW	MARB	RE	FAT	\$M	\$W	\$B	\$C
10	21	79	0.5	-22	38	0.31	0.37	0.002	46	60	103	180

Command son from a Beast Mode dam that has weaned 2 calves at a 97 ratio. He is Top 4% CED, Top 15% BW and Top 30% Angle and YW. Should work on heifers.

## 26 WFQ HONESTY G54 L71

DOB: 03/13/23 REG: 20818154 TAG: L71

KOUPALS B&B PATHFINDER 8106  
**MONTANA HONESTY 0016**  
 MONTANA DONNA 8074  
 CONNEALY 1682 636  
**WFQ DIXIE ERICA G54**  
 WFQ DIXIE ERICA B88  
 LT ENTERPRISE 5213  
 B&B BLKBD PROGRESS 3015  
 COLEMAN CHARLO 0256  
 COLEMAN DONNA 505  
 BASIN PAYWEIGHT 1682  
 ENCHANTA OF CONANGA 4148  
 WFQ BISMARCK 2310 X23  
 EXAR ERICA 6524

ACT BW: 59  
 ADJ WW: 630  
 W RATIO: 107

CED	BW	WW	YW	RADG	DMI	YH	SC	DOC	CLAW	ANGLE	HP	
9	0.2	68	121	0.27	0.78	0.4	1.07	22	0.51	0.46	7.9	
CEM	MILK	MW	MH	\$EN	CW	MARB	RE	FAT	\$M	\$W	\$B	\$C
13	25	48	0.2	-8	61	0.57	0.69	0.04	68	68	160	276

Good Honesty son that weaned at a 107 ratio from a dam that has weaned 3 calves at a 108 ratio. He is Top 10% CEM and \$Feedlot, Top 25% \$Maternal and \$Combined, and Top 30% CED and BW. Should work on heifers.



Lot 26

# 27 WFQ JUSTIFIED J17 L30

DOB: 02/26/23 REG: 20818145 TAG: L30



KG JUSTIFIED 3023  
**WFQ JUSTIFIED G07 J08**  
 WFQ LASS G07

CONNEALY JUDGMENT  
 KG MISS MAGIC 1443  
 CONNEALY ARMORY  
 WFQ LASS E01  
 CONNEALY BLACK GRANITE  
 THOMAS ESTER 2327  
 CONNEALY CONSENSUS 7229  
 WK QUEEN 2310

ACT BW: 62  
 ADJ WW: 567  
 W RATIO: 96

THOMAS NAVIGATOR 5771  
**WFQ QUEEN J17**  
 WFQ QUEEN B115



CED	BW	WW	YW	RADG	DMI	YH	SC	DOC	CLAW	ANGLE	HP	
12	-1	52	101	0.22	1.39	0.3	-0.16	24	0.49	0.4	12.2	
CEM	MILK	MW	MH	\$EN	CW	MARB	RE	FAT	\$M	\$W	\$B	\$C
11	38	14	-0.3	2	27	0.92	0.06	0.025	83	67	117	235

Justified grandson from a Navigator first calf heifer. He is Top 3% Milk, Top 10% CED, BW, and \$Maternal, Top 15% \$Energy and Angle, Top 20% Docility, Top 25% CEM and Marbling, Top 30% \$Wean. Should work on heifers.

# 28 WFQ MAVERICK D044 L88

DOB: 03/18/23 REG: 20818160 TAG: L88



POSS MAVERICK  
**THOMAS MAVERICK 0407**  
 THOMAS QUEEN MOTHER 61455

BASIN PAYWEIGHT 1682  
 POSS PRIDE 5163  
 PLATTEMERE WEIGH UP K360  
 THOMAS QUEEN MOTHER 3688  
 A A R TEN X 7008 S A  
 DEER VALLEY RITA 0308  
 GVC SETTLER 004X  
 GVC TAYA U42

ACT BW: 70  
 ADJ WW: 634  
 W RATIO: 107

V A R DISCOVERY 2240  
**GVC TAYA D044**  
 GVC TAYA A46



CED	BW	WW	YW	RADG	DMI	YH	SC	DOC	CLAW	ANGLE	HP	
2	2.8	80	136	0.26	1.46	0.4	1.43	21	0.49	0.44	14.1	
CEM	MILK	MW	MH	\$EN	CW	MARB	RE	FAT	\$M	\$W	\$B	\$C
6	35	72	0.3	-26	51	0.79	0.43	-0.025	75	80	142	259

Maverick son that ratioed 107 at weaning and was raised by a Discovery dam that has weaned 5 calves at a 108 ratio. He is Top 10% WW, Milk and \$Wean, Top 15% YW, Top 25% \$Maternal and Top 30% Angle.

# 29 WFQ MAVERICK E23 L69

DOB: 03/12/23 REG: 20818171 TAG: L69



POSS MAVERICK  
**THOMAS MAVERICK 0407**  
 THOMAS QUEEN MOTHER 61455

BASIN PAYWEIGHT 1682  
 POSS PRIDE 5163  
 PLATTEMERE WEIGH UP K360  
 THOMAS QUEEN MOTHER 3688  
 B/R NEW DAY 454  
 BOHI LADY 8330  
 GF 905 OF IN FOCUS  
 BLACKBIRD 6643 OF DALEBANKS

ACT BW: 76  
 ADJ WW: 567  
 W RATIO: 96

WFQ ND454 8330 A38  
**WFQ BLACKBIRD E23**  
 BLACKBIRD 4221 OF DALEBANKS



CED	BW	WW	YW	RADG	DMI	YH	SC	DOC	CLAW	ANGLE	HP	
7	0.1	53	96	0.25	0.38	0	0.26	27	0.61	0.51	8.3	
CEM	MILK	MW	MH	\$EN	CW	MARB	RE	FAT	\$M	\$W	\$B	\$C
7	29	-1	-0.4	14	32	0.92	0.82	-0.007	76	63	148	268

Maverick son by an A38 dam that has weaned 5 calves at a 101 ratio. He is Top 4% \$Energy, Top 15% Docility, Top 20% \$Maternal and \$Grid, Top 25% BW, Marbling and Ribeye, Top 30% Milk. Should work on heifers.



# 30 WFQ FINAL EXAM B421 L144

DOB: 04/15/23 REG: 20818169 TAG: L144

HURLBUT OSU FINAL EXAM 5130  
**TOP LINE FINAL EXAM 9026**  
 B/A BLACKCAP PT B0111

OSU FINAL EXAM 3139  
 OSU EVERELDA ENTENSE 3117  
 PA POWER TOOL 9108  
 BAF EXT BLACKCAP 9084  
 SITZ UPWARD 307R  
 B&B ERICA 605  
 F A R TARGET 15K  
 NELSONS QUEEN MOTHER H299

KOUPALS B&B IDENTITY  
**NELSONS QUEEN MOTHER B421**  
 NELSONS QUEEN MOTHER S645

ACT BW: 82  
 ADJ WW: 690  
 W RATIO: 119



CED	BW	WW	YW	RADG	DMI	YH	SC	DOC	CLAW	ANGLE	HP	
0	2.7	75	131	0.27	1.58	0.9	0.09	11	0.55	0.49	8.6	
CEM	MILK	MW	MH	\$EN	CW	MARB	RE	FAT	\$M	\$W	\$B	\$C
9	26	88	0.9	-29	68	0.46	0.61	0.022	44	65	150	239

Outstanding Final Exam son that ratioed 119 at weaning from a Pathfinder dam that has weaned 7 calves at a 107 ratio. He is Top 15% \$Feedlot, and Top 20% WW and YW.

# 31 WFQ FINAL EXAM 4209 L104

DOB: 03/24/23 REG: 20818168 TAG: L104

HURLBUT OSU FINAL EXAM 5130  
**TOP LINE FINAL EXAM 9026**  
 B/A BLACKCAP PT B0111

OSU FINAL EXAM 3139  
 OSU EVERELDA ENTENSE 3117  
 PA POWER TOOL 9108  
 BAF EXT BLACKCAP 9084  
 BALDRIDGE KABOOM K243 KCF  
 PARKA OF CONANGA 241  
 BALDRIDGE NEBRASKA 901  
 EOTA OF DALEBANKS 601

CONNEALY THUNDER  
**EOTA OF DALEBANKS 4209**  
 EOTA OF DALEBANKS 8680

ACT BW: 81  
 ADJ WW: 625  
 W RATIO: 106



CED	BW	WW	YW	RADG	DMI	YH	SC	DOC	CLAW	ANGLE	HP	
1	2.5	66	114	0.25	1.11	0.3	0.57	7	0.39	0.46	6.2	
CEM	MILK	MW	MH	\$EN	CW	MARB	RE	FAT	\$M	\$W	\$B	\$C
9	15	56	0	-7	65	0.57	0.66	0.042	47	52	165	261

Really good Final Exam son from a Connealy Thunder Pathfinder dam that has weaned 8 calves at a 109 ratio. He is Top 15% Claw, Top 25% \$Beef and Top 30% \$Energy.

# 32 WFQ FINAL EXAM X32 L100

DOB: 03/22/23 REG: 20818165 TAG: L100

HURLBUT OSU FINAL EXAM 5130  
**TOP LINE FINAL EXAM 9026**  
 B/A BLACKCAP PT B0111

OSU FINAL EXAM 3139  
 OSU EVERELDA ENTENSE 3117  
 PA POWER TOOL 9108  
 BAF EXT BLACKCAP 9084  
 W C C SPECIAL DESIGN L309  
 SEDGWICKS RUBY 2962  
 BR MIDLAND  
 DIXIE ERICA OF RR 3991

SEDGWICKS DESIGNER 12964  
**WFQ DIXIE ERICA X32**  
 EXAR ERICA 6524

ACT BW: 84  
 ADJ WW: 585  
 W RATIO: 99

# 33 WFQ FINAL EXAM D101 L101

DOB: 03/21/23 REG: 20818166 TAG: L101

HURLBUT OSU FINAL EXAM 5130  
**TOP LINE FINAL EXAM 9026**  
 B/A BLACKCAP PT B0111

OSU FINAL EXAM 3139  
 OSU EVERELDA ENTENSE 3117  
 PA POWER TOOL 9108  
 BAF EXT BLACKCAP 9084  
 B C MARATHON 7022  
 BOHI FD BLACKCAP 4190  
 S S TRAVELER 6807 T510  
 G A R NEW DESIGN 2569

WFQ MARATHON 4190 W03  
**WFQ RITA D101**  
 CHAIR ROCK GAR2569/T510 C158

ACT BW: 85  
 ADJ WW: 623  
 W RATIO: 106

CED	BW	WW	YW	RADG	DMI	YH	SC	DOC	CLAW	ANGLE	HP	
1	3.9	53	104	0.25	0.86	0.5	0.56	5	0.52	0.55	8.7	
CEM	MILK	MW	MH	\$EN	CW	MARB	RE	FAT	\$M	\$W	\$B	\$C
10	24	50	-0.1	-9	47	0.58	0	0.066	43	41	130	212

CED	BW	WW	YW	RADG	DMI	YH	SC	DOC	CLAW	ANGLE	HP	
-2	2.9	64	109	0.21	1.74	0.9	0.86	20	0.5	0.53	9.7	
CEM	MILK	MW	MH	\$EN	CW	MARB	RE	FAT	\$M	\$W	\$B	\$C
10	27	69	0.5	-20	50	0.25	0.11	0.056	50	58	101	181

Final Exam son from a Designer Pathfinder dam that has weaned 12 calves at a 109 ratio. If you want longevity built in to your cattle, take advantage of this bull!

Final Exam son from a Bubba daughter that has weaned 6 calves at a 107 ratio.

# 34 WFQ 1682 B29 L94

DOB: 03/19/23 REG: 20818161 TAG: L94



BASIN PAYWEIGHT 1682  
**CONNEALY 1682 636**  
 ENCHANTA OF CONANGA 4148

BASIN PAYWEIGHT 006S  
 21AR O LASS 7017  
 CONNEALY ONWARD  
 ENCHANTRY OF CONANGA 875  
 CONNEALY CONSENSUS  
 BLUE LILLY OF CONANGA 16  
 LCOC ARCHETYPE G251R  
 LAGRAND MISSIE 6087

ACT BW: 70  
 ADJ WW: 514  
 W RATIO: 87

CONNEALY CONSENSUS 7229  
**WFQ MISSIE B29**  
 LAGRAND MISSIE 8096

CED	BW	WW	YW	RADG	DMI	YH	SC	DOC	CLAW	ANGLE	HP	
10	0.5	53	90	0.19	0.73	0.3	0.89	26	0.55	0.52	11.8	
CEM	MILK	MW	MH	\$EN	CW	MARB	RE	FAT	\$M	\$W	\$B	\$C
14	31	4	-0.1	11	38	1.03	0.41	0.07	85	65	143	270

636 son that has really come on since weaning. His dam has weaned 8 calves at a 99 ratio. He is Top 10% CEM, \$Energy and \$Maternal, Top 20% Docility and Marbling, Top 25% \$Grid, and Top 30% CED and \$Combined. Maternal brother sells as Lot 40. Should work on heifers.

# 36 WFQ WEIGH UP H98 L76

DOB: 03/15/23 REG: 20818157 TAG: L76

PLATTEMERE WEIGH UP K360  
**THOMAS WEIGH UP 91003**  
 THOMAS QUEEN MOTHER 0206

SITZ UPWARD 307R  
 BARBARA OF PLATTEMERE 337  
 MYTTY IN FOCUS  
 THOMAS QUEEN MOTHER 7403  
 S A V RENOWN 3439  
 S A V MADAME PRIDE 9803  
 EF COMPLEMENT 8088  
 DALEBANKS PROMPTITUDE 7576

ACT BW: 65  
 ADJ WW: 579  
 W RATIO: 105

KFA WEST FRANKLIN 607  
**WFQ PROMPTITUDE H98**  
 DALEBANKS PROMPTITUDE 4140

CED	BW	WW	YW	RADG	DMI	YH	SC	DOC	CLAW	ANGLE	HP	
4	0.9	74	131	0.29	1.07	0.7	1.31	17	0.6	0.54	13	
CEM	MILK	MW	MH	\$EN	CW	MARB	RE	FAT	\$M	\$W	\$B	\$C
9	22	92	0.6	-29	55	0.54	0.49	0.005	51	65	144	238

Weigh Up son from a dam that has raised 2 calves at a 104 ratio. He is Top 20% WW and YW and Top 30% \$Feedlot.

# 35 WFQ WEIGH UP H12 L70

DOB: 03/12/23 REG: 20818153 TAG: L70

PLATTEMERE WEIGH UP K360  
**THOMAS WEIGH UP 91003**  
 THOMAS QUEEN MOTHER 0206

SITZ UPWARD 307R  
 BARBARA OF PLATTEMERE 337  
 MYTTY IN FOCUS  
 THOMAS QUEEN MOTHER 7403  
 CONNEALY GLORY 4127  
 JAYCE OF CONANGA 318E  
 SYDGEN TRUST 6228  
 CHAIR ROCK 5050 G A R 9083

ACT BW: 57  
 ADJ WW: 575  
 W RATIO: 104

CONNEALY MAINSTAY  
**WFQ RITA H12**  
 CHAIR ROCK TRUST 5010

CED	BW	WW	YW	RADG	DMI	YH	SC	DOC	CLAW	ANGLE	HP	
17	-3.6	50	93	0.26	0.28	0.5	0.71	32	0.61	0.58	9.4	
CEM	MILK	MW	MH	\$EN	CW	MARB	RE	FAT	\$M	\$W	\$B	\$C
17	35	22	0.1	-1	32	0.47	0.68	0.003	69	64	123	229

Weigh Up son from a Mainstay dam that has weaned 2 calves at a 106 ratio. He has the highest CED in the sale. Top 1% CED, BW and CEM, Top 2% Docility, Top 10% Milk, Top 20% \$Energy, and Top 30% \$Wean. Should work on heifers.





# Yearling Hereford Bulls

## 37 WFQ RIMROCK L74

DOB: 3/14/2023 REG: 44510209 TAG: L74

NJW 73S 38W RIMROCK 27C ET  
**NJW 1A 27C RIMROCK 98H**  
 NJW 189Y 10W RITA 1A

NJW 76S P20 BEEF 38W ET  
 NJW P606 72N DAYDREAM 73S  
 LJR 023R WHITMORE 10W  
 NJW 91H R117 RITA 189Y ET  
 L3 DESERT WELLMAN 124  
 4T 670 LADY 911  
 STAR L3 GERBER VISION 053  
 4T GENETIC LADY 951

ACT BW: 75  
 ADJ WW: 543  
 W RATIO: 106

4T L3 JUNIOR 3024  
**4T 3024 LADY 9069**  
 4T ROSEY LADY 1002

CED	BW	WW	YW	DMI	SC	SCF	MM	MG	MCE
0.5	3.3	57	97	0.4	1	16.4	36	64	21

MCW	UDDR	TEAT	CW	MARB	REA	FAT	BMI(\$)	BII(\$)	CHB(\$)
100	1.2	1.3	68	-0.07	0.56	0.002	346	406	99



Rimrock sired Hereford bull. He is Top 10% Milk, Top 15% Milk and Growth, Top 25% Ribeye, and Top 30% YW. This bull is polled.

## 38 WFQ DOMINO L110

DOB: 3/23/2023 REG: 44510214 TAG: L110

NJW 160B 028X HISTORIC 81E ET  
**H5 81E DOMINO 9253**  
 H5 MS 2185 DOMET 462

CHURCHILL SENSATION 028X  
 NJW 73S 38W DAYDREAM 160B  
 H5 9131 DOMINO 2185  
 H5 MS 0125 MARKET DOMINO 673  
 HH ADVANCE 4082B ET  
 JA L1 DOMINETTE 301A  
 CL 1 DOMINO 386A 1ET  
 JA L1 DOMINETTE 27152

ACT BW: 70  
 ADJ WW: 535  
 W RATIO: 104

JA L1 DOMINO 6212D  
**JA L1 DOMINETTE 9255G**  
 JA L1 DOMINETTE 7910E

CED	BW	WW	YW	DMI	SC	SCF	MM	MG	MCE
0.8	2.7	57	87	0.5	1.2	18.2	38	67	19

MCW	UDDR	TEAT	CW	MARB	REA	FAT	BMI(\$)	BII(\$)	CHB(\$)
84	1.2	1.3	68	0.03	0.64	0.032	372	441	99



9253 sired bull. He is Top 3% Milk, Top 10% Milk and Growth, and Top 15% Ribeye. This bull is polled.

## 39 WFQ DOMINO L119

DOB: 3/29/2023 REG: 44510195 TAG: L119

NJW 160B 028X HISTORIC 81E ET  
**H5 81E DOMINO 9253**  
 H5 MS 2185 DOMET 462

CHURCHILL SENSATION 028X  
 NJW 73S 38W DAYDREAM 160B  
 H5 9131 DOMINO 2185  
 H5 MS 0125 MARKET DOMINO 673  
 SHF RIB EYE M326 R117  
 4T ROSEY LADY 3108  
 CRR 719 CATAPULT 109  
 4T GENETIC LADY 2004

ACT BW: 72  
 ADJ WW: 531  
 W RATIO: 103

4T RIBEYE 5005  
**4T 5005 LADY 7085**  
 4T CAT 5059

CED	BW	WW	YW	DMI	SC	SCF	MM	MG	MCE
-0.7	2.5	56	88	0.3	1.2	20.5	34	62	-3.9

MCW	UDDR	TEAT	CW	MARB	REA	FAT	BMI(\$)	BII(\$)	CHB(\$)
85	1.3	1.5	82	0.14	0.72	0.032	430	505	132



9253 sired bull. He is Top 3% Teat size, Top 10% Ribeye, Top 15% Milk, Sustained Cow Fertility, and BMI, Top 25% Milk and Growth, Udder attachment, and Certified Hereford Beef index. This bull is polled.

# 2-Year-Old Angus Bulls

## 40 WFQ JUSTIFIED B29 K42

DOB: 02/26/22 REG: 20490528 TAG: K42

CONNEALY JUDGMENT  
KG JUSTIFIED 3023

KG MISS MAGIC 1443

CONNEALY CONSENSUS 7229  
WFQ MISSIE B29

LAGRAND MISSIE 8096

CONNEALY CONSENSUS 7229  
ENTRINE OF CONANGA 9876  
SITZ WISDOM 481T  
KG MISS MAGIC 3528  
CONNEALY CONSENSUS  
BLUE LILLY OF CONANGA 16  
LCOC ARCHETYPE G251R  
LAGRAND MISSIE 6087

ACT BW: 80  
ADJ WW: 609  
W RATIO: 97

CED	BW	WW	YW	RADG	DMI	YH	SC	DOC	CLAW	ANGLE	HP	
5	1.1	72	126	0.28	1.08	0.5	1.27	24	0.46	0.45	17.7	
CEM	MILK	MW	MH	\$EN	CW	MARB	RE	FAT	\$M	\$W	\$B	\$C
10	31	55	0.1	-15	50	0.84	0.12	0.071	89	75	146	278



Really good older bull. He is Top 3% \$Maternal, Top 15% \$Wean, Top 20% Milk, Top 25% WW, Docility and \$Combined, Top 30% YW. Maternal brother sells as Lot 34. This bull was used on some of our cows this past summer.

## 41 WFQ RENO E61 K86

DOB: 03/11/22 REG: 20490540 TAG: K86

SPRING COVE RENO 4021  
JMB RENO 893

JMB JOETTE TOP GAME 543

WFQ RITA E61

KR AMPLIFY

WFQ RITA Z109

KM BROKEN BOW 002  
SPRING COVE LIZA 021  
SITZ TOP GAME 561X  
JMB JOETTE 0117  
KOUPLAS B&B IDENTITY  
WK MISS ERICK 8206  
WFQ MARATHON 4190 W03  
CHAIR ROCK GRID MAKER 7015

ACT BW: 77  
ADJ WW: 727  
W RATIO: 116

CED	BW	WW	YW	RADG	DMI	YH	SC	DOC	CLAW	ANGLE	HP	
3	1.4	74	122	0.19	1.93	0.7	1.29	16	0.46	0.38	13.4	
CEM	MILK	MW	MH	\$EN	CW	MARB	RE	FAT	\$M	\$W	\$B	\$C
2	31	67	0.7	-21	62	0.75	0.47	0.056	70	76	144	257



Really good Reno son that weaned at a 116 ratio. His Amplify Pathfinder dam has weaned 5 calves at a 107 ratio. He is Top 10% Angle and \$Wean, Top 20% Milk, Top 25% YW and Top 30% \$Maternal. This bull was used on some of our cows this past summer.

## 42 WFQ FINAL EXAM G23 K107

DOB: 03/19/22 REG: 20490545 TAG: K107

HURLBUT OSU FINAL EXAM 5130  
TOP LINE FINAL EXAM 9026

B/A BLACKCAP PT B0111

CONNEALY 1682 636  
WFQ POLLY G23

R/M POLLY 2F61

OSU FINAL EXAM 3139  
OSU EVERELDA ENTENSE 3117  
PA POWER TOOL 9108  
BAF EXT BLACKCAP 9084  
BASIN PAYWEIGHT 1682  
ENCHANTA OF CONANGA 4148  
S A V BRILLIANCE 8077  
R/M POLLY 7N04

ACT BW: 72  
ADJ WW: 627  
W RATIO: 105

CED	BW	WW	YW	RADG	DMI	YH	SC	DOC	CLAW	ANGLE	HP	
5	2.2	85	137	0.23	1.44	0.8	0.35	23	0.55	0.48	15.5	
CEM	MILK	MW	MH	\$EN	CW	MARB	RE	FAT	\$M	\$W	\$B	\$C
10	21	93	0.4	-29	67	0.51	0.59	0.057	70	74	145	258



Heavily muscled Final Exam son that was raised by a 636 dam that has weaned 3 calves at a 103 ratio. He is Top 10% WW, Top 15% YW and \$Wean, Top 20% \$Feedlot, Top 25% CEM, and Top 30% \$Maternal.



# 43 WFQ FINAL EXAM F20 K113

DOB: 03/22/22 REG: 20491493 TAG: K113

HURLBUT OSU FINAL EXAM 5130  
**TOP LINE FINAL EXAM 9026**  
 B/A BLACKCAP PT B0111

OSU FINAL EXAM 3139  
 OSU EVERELDA ENTENSE 3117  
 PA POWER TOOL 9108  
 BAF EXT BLACKCAP 9084  
 CONNEALY CONSENSUS 7229  
 HAPPY GEE OF CONANGA 919  
 EXAR NAMESAKE 4304B  
 TM EILEEN LASS 430

CONNEALY COMRADE 1385  
**WFQ EILEEN LASS F20**  
 WFQ EILEEN LASS D24

ACT BW: 60  
 ADJ WW: 519  
 W RATIO: 83

CED	BW	WW	YW	RADG	DMI	YH	SC	DOC	CLAW	ANGLE	HP	
15	-2.1	57	100	0.25	0.73	0.2	-0.18	22	0.48	0.47	8.6	
CEM	MILK	MW	MH	\$EN	CW	MARB	RE	FAT	\$M	\$W	\$B	\$C
11	32	25	-0.2	-1	36	0.64	0.39	0.001	72	70	125	234

Final Exam son from a Connealy Comrade dam. He is Top 3% CED, Top 4% BW, Top 15% Milk, Top 20% \$Energy and \$Wear, Top 25% CEM, and Top 30% \$Maternal. Should work on heifers.

# 44 WFQ ARMORY G92 K154

DOB: 04/18/22 REG: 20739211 TAG: K154

CONNEALY ARMORY  
**WFQ ARMORY B421 G21**  
 NELSONS QUEEN MOTHER B421

CONNEALY ARSENAL 2174  
 EBBA OF CONANGA 808  
 KROUPALS B&B IDENTITY  
 NELSONS QUEEN MOTHER S645  
 RITO 9M25 OF RITA 5F56 PRED  
 CHAIR ROCK AMBUSH 1007  
 CONNEALY CAPITALIST 028  
 WFQ OSAGE STAR U36

CHAIR ROCK 9M25 RITO 4522  
**WFQ OSAGE STAR G92**  
 WFQ OSAGE STAR C20

ACT BW: 72  
 ADJ WW: 601  
 W RATIO: 101

CED	BW	WW	YW	RADG	DMI	YH	SC	DOC	CLAW	ANGLE	HP	
3	2	80	142	0.32	0.96	1.2	0.39	21	0.55	0.45	12.1	
CEM	MILK	MW	MH	\$EN	CW	MARB	RE	FAT	\$M	\$W	\$B	\$C
11	35	81	1	-31	67	0.65	0.46	0.011	66	79	166	281

G21 sired older bull. He is Top 10% WW, YW, Milk, \$Wear, and \$Feedlot Top 25% CEM, \$Beef and \$Combined.

# 45 WFQ BLACK GRANITE H105 K76

DOB: 03/08/22 REG: 20739212 TAG: K76

CONNEALY BLACK GRANITE  
**HURLBUTS BLACK GRANITE 603**  
 RCC FINAL IMPRESSION 926

CONNEALY CONSENSUS 7229  
 EURA ELGA OF CONANGA 9109  
 S A V FINAL ANSWER 0035  
 THOMAS DAWN 5110  
 S A V RENOWN 3439  
 S A V MADAME PRIDE 9803  
 CONNEALY THUNDER  
 EOTA OF DALEBANKS 8680

KFA WEST FRANKLIN 607  
**WFQ EOTA H105**  
 EOTA OF DALEBANKS 4209

ACT BW: 82  
 ADJ WW: 575  
 W RATIO: 106

CED	BW	WW	YW	RADG	DMI	YH	SC	DOC	CLAW	ANGLE	HP	
-4	3.5	74	132	0.28	1.26	1.1	0.19	25	0.38	0.5	13.3	
CEM	MILK	MW	MH	\$EN	CW	MARB	RE	FAT	\$M	\$W	\$B	\$C
9	25	100	1.1	-35	53	0.38	0.68	0.021	55	58	135	230

Black Granite sired older bull. He is Top 20% YW and Top 25% WW. Maternal sister sells as Lot 65.

# 46 WFQ STELLAR E56 K80

DOB: 03/08/22 REG: 20490538 TAG: K80

MOHNEN SUBSTANTIAL 272  
**SITZ STELLAR 726D**  
 SITZ PRIDE 200B

BENFIELD SUBSTANCE 8506  
 MOHNEN GLYN MAWR ELBA 1758  
 CONNEALY FINAL PRODUCT  
 SITZ PRIDE 308Y  
 CONNEALY CONFIDENCE 0100  
 DEENA OF CONANGA 668  
 BOSS BOSSMAN 139  
 BOSS MISS HOSS 155

CONNEALY CONFIDENCE 667  
**WFQ CHRISTY E56**  
 WFQ CHRISTY B176

ACT BW: 74  
 ADJ WW: 620  
 W RATIO: 99

CED	BW	WW	YW	RADG	DMI	YH	SC	DOC	CLAW	ANGLE	HP	
2	2.3	86	136	0.25	1.11	0.5	0.49	19	0.39	0.28	12.6	
CEM	MILK	MW	MH	\$EN	CW	MARB	RE	FAT	\$M	\$W	\$B	\$C
5	14	114	1	-36	62	0.24	0.71	0.028	55	65	136	231

Stellar sired older bull. He is Top 1% Angle, Top 5% WW, Top 15% Claw and YW and Top 20% \$Feedlot. Maternal sister sells as Lot 55.



# 2-Year-Old Hereford Bulls

## 47 WFQ DOMINO K12

DOB: 2/11/2022 REG: 44401669 TAG: K12

CL 1 DOMINO 215Z  
**CL 1 DOMINO 6163D**  
 MONTANA MISS 1179Y  
 HH ADVANCE 4082B ET  
**JA L1 DOMINETTE 7224E**  
 JA L1 DOMINETTE 4610B

CL 1 DOMINO 9122W 1ET  
 CL 1 DOMINETTE 055X  
 CL 1 DOMINO 7110T  
 MONTANA MISS 753T  
 CL 1 DOMINO 1161Y  
 HH MISS ADVANCE 9102W  
 JA L1 DOMINO 1602Y  
 JA L1 DOMINETTE 2737Z

ACT BW: 84  
 ADJ WW: 514  
 W RATIO: 103

CED	BW	WW	YW	DMI	SC	SCF	MM	MG	MCE
0.6	2.9	58	87	0.3	1.5	19.2	31	60	5.3

MCW	UDDR	TEAT	CW	MARB	REA	FAT	BMI(\$)	BII(\$)	CHB(\$)
87	1.3	1.3	76	0.09	0.2	0.062	388	466	110



Really good older Hereford bull. He is Top 10% SC, Top 15% MCE, Top 25% Sustain Cow Fertility and Udder attachment, Top 30% Milk, Milk and Growth, Teat structure and Baldy Maker Index. This bull is genetically horned but has been dehorned.

## 48 WFQ ADVANCE K58

DOB: 3/3/2022 REG: 44401673 TAG: K58

HH ADVANCE 3006A  
**HH ADVANCE 6193D ET**  
 HH MISS ADVANCE 0121X  
 CL 1 DOMINO 216Z 1ET  
**JA L1 DOMINETTE 8712F**  
 JA L1 DOMINETTE 2104Z

HH ADVANCE 0002X  
 HH MISS ADVANCE 1142Y  
 HH ADVANCE 8203U ET  
 HH MISS ADVANCE 7050T  
 CL 1 DOMINO 860U  
 CL 1 DOMINETTE 759T 1ET  
 CL 1 DOMINO 9125W 1ET  
 JA L1 DOMINETTE 9205W

ACT BW: 80  
 ADJ WW: 531  
 W RATIO: 106

CED	BW	WW	YW	DMI	SC	SCF	MM	MG	MCE
2.2	2.7	56	93	0.4	1.5	13.4	26	54	2.5

MCW	UDDR	TEAT	CW	MARB	REA	FAT	BMI(\$)	BII(\$)	CHB(\$)
79	1.1	1.2	72	0.22	0.28	0.022	309	388	127

This bull is Top 10% SC, Top 25% Marbling, and Top 30% CHB index. This bull is genetically horned but has been dehorned.

## 49 WFQ JUNIOR K139

DOB: 4/6/2022 REG: 44401623 TAG: K139

L3 DESERT WELLMAN 124  
**4T L3 JUNIOR 3024**  
 4T 670 LADY 911  
 STAR L3 GERBER VISION 053  
**4T ROSEY LADY 6013**  
 4T JUNIOR LADY 4126

L3 RAM BOY 862  
 L3 LADY PREMIER 613  
 L3 ULYSSES 670 ET  
 4T GENETIC LADY 612  
 FELTONS DOMINO 774  
 GERBER 8020 ROSY LANE 308N  
 L3 DESERT WELLMAN 124  
 4T GENETIC LADY 942

ACT BW: 79  
 ADJ WW: 482  
 W RATIO: 97

CED	BW	WW	YW	DMI	SC	SCF	MM	MG	MCE
1.3	2.1	48	83	0.3	0.7	19.8	28	51	3.9

MCW	UDDR	TEAT	CW	MARB	REA	FAT	BMI(\$)	BII(\$)	CHB(\$)
82	1.1	1.2	65	0.1	0.39	0.002	395	461	110

This bull is Top 20% Sustained Cow Fertility, Top 30% MCE and BMI. This bull is genetically horned but has been dehorned.

## 50 WFQ ADVANCE K134

DOB: 4/3/2022 REG: 44401671 TAG: K134

HH ADVANCE 3006A  
**HH ADVANCE 6193D ET**  
 HH MISS ADVANCE 0121X  
 HH ADVANCE 4082B ET  
**JA L1 DOMINETTE 8236F**  
 JA L1 DOMINETTE 2605Z

HH ADVANCE 0002X  
 HH MISS ADVANCE 1142Y  
 HH ADVANCE 8203U ET  
 HH MISS ADVANCE 7050T  
 CL 1 DOMINO 1161Y  
 HH MISS ADVANCE 9102W  
 JA L1 DOMINO 7640T  
 JA L1 DOMINETTE 9210W

ACT BW: 76  
 ADJ WW: 463  
 W RATIO: 100

CED	BW	WW	YW	DMI	SC	SCF	MM	MG	MCE
3.8	1.2	50	76	0.1	1.5	15.1	29	54	3.1

MCW	UDDR	TEAT	CW	MARB	REA	FAT	BMI(\$)	BII(\$)	CHB(\$)
66	1.2	1.3	72	0.22	0.28	0.012	338	411	128

This bull is Top 10% SC, Top 20% BW, Top 25% Marbling, and Top 30% BMI and CHB indexes. This bull is genetically horned but, has been dehorned.

## 51 WFQ JUNIOR K132

DOB: 4/3/2022 REG: 44401676 TAG: K132

L3 DESERT WELLMAN 124  
**4T L3 JUNIOR 3024**  
 4T 670 LADY 911  
 L3 RAM BOY 821 ET  
**4T 821 LADY 9047**  
 4T 3001 LADY 6137

L3 RAM BOY 862  
 L3 LADY PREMIER 613  
 L3 ULYSSES 670 ET  
 4T GENETIC LADY 612  
 6H RAMBO 279R  
 OXH CHRISTI 9351  
 4T 3027 LAD 3001  
 4T KC MISS 4094

ACT BW: 81  
 ADJ WW: 520  
 W RATIO: 104

CED	BW	WW	YW	DMI	SC	SCF	MM	MG	MCE
-0.3	2.9	49	87	0.2	0.6	17.5	30	55	0

MCW	UDDR	TEAT	CW	MARB	REA	FAT	BMI(\$)	BII(\$)	CHB(\$)
85	1.2	1.2	68	0.02	0.49	0.012	363	423	108

This bull is Top 30% Milk. This bull is genetically horned but, has been dehorned.



# Yearling Angus Heifers

## 52 WFQ BESS L58

DOB: 03/05/23 REG: 20836292 TAG: L58



G A R HOME TOWN  
H P C A HOME TOWN A530  
EXAR SUNRISE 6889

G A R ASHLAND  
CHAIR ROCK SURE FIRE 6095  
EXAR STUD 4658B  
G A R SUNRISE 1482  
S A V RAINFALL 6846  
ELBANNA OF CONANGA 1209  
E&B CAHOOTS 201  
JMB BOYD FOR BESS 446

SQUARE B TRUE NORTH 8052  
WFQ BESS J16  
JMB BESS CAHOOTS 607

ACT BW: 57  
ADJ WW: 554  
W RATIO: 108



Lot 52

CED	BW	WW	YW	RADG	DMI	YH	SC	DOC	CLAW	ANGLE	HP	
10	0.2	59	101	0.21	0.79	0.3	0.77	29	0.57	0.53	10.1	
CEM	MILK	MW	MH	\$EN	CW	MARB	RE	FAT	\$M	\$W	\$B	\$C
13	30	36	0	-5	40	1.44	0.5	0.034	70	66	168	288

Really good, attractive Home Town sired heifer that ratioed 108 at weaning from a first calf heifer. She is Top 5% Marbling, Top 10% Docility, CEM, and \$Grid, Top 20% CED and \$Combined, Top 25% Milk and \$Beef, and Top 30% BW.

## 53 WFQ BLACKBIRD L16

DOB: 02/18/23 REG: 20836288 TAG: L16



S S NIAGARA Z29  
TEHAMA PATRIARCH F028  
TEHAMA ELITE BLACKBIRD D826

HOOVER DAM  
JET S S X144  
CONNEALY THUNDER  
TEHAMA ELITE BLACKBIRD Z630  
RITO 9M25 OF RITA 5F56 PRED  
CHAIR ROCK AMBUSH 1007  
WFQ ND454 8330 A38  
BLACKBIRD 4221 OF DALEBANKS

CHAIR ROCK 9M25 RITO 4522  
WFQ BLACKBIRD J62  
WFQ BLACKBIRD E23

ACT BW: 57  
ADJ WW: 501  
W RATIO: 97



Lot 53

CED	BW	WW	YW	RADG	DMI	YH	SC	DOC	CLAW	ANGLE	HP	
8	0.6	67	128	0.27	2.02	0.6	1.82	21	0.48	0.47	13.2	
CEM	MILK	MW	MH	\$EN	CW	MARB	RE	FAT	\$M	\$W	\$B	\$C
9	35	64	0.5	-22	56	0.92	0.54	0.018	68	70	160	276

Patriarch sired heifer from a first calf heifer. She is Top 10% Milk, Top 20% \$Wean, Top 25% YW, and Top 30% Marbling, \$Grid, \$Beef, and \$Combined.

## 54 WFQ JUANADA L35

DOB: 02/28/23 REG: 20840540 TAG: L35

BAR R JET BLACK 5063  
HOFFMAN THEDFORD  
HA RITO LADY 3839

CONNEALY BLACK GRANITE  
BAR R IRIS ANITA 0113  
KG SOLUTION 0018  
HA RITO LADY 0622  
CONNEALY CONSENSUS 7229  
THOMAS BLACKBIRD 9690  
EXAR TITELIST T011  
JUANADA OF ROLLIN ROCK 6434

THOMAS CONSENSUS 4963  
WFQ JUANADA E85  
WFQ JUANADA Z63

ACT BW: 71  
ADJ WW: 439  
W RATIO: 82

CED	BW	WW	YW	RADG	DMI	YH	SC	DOC	CLAW	ANGLE	HP	
7	1.8	61	113	0.28	0.56	0.5	1.4	13	0.59	0.47	13.6	
CEM	MILK	MW	MH	\$EN	CW	MARB	RE	FAT	\$M	\$W	\$B	\$C
8	25	41	0.5	-5	59	0.57	1.13	-0.024	69	58	175	296

Thedford heifer from a Consensus dam that has weaned 5 calves at a 99 ratio. She is Top 5% Ribeye, Top 10% \$Feedlot, Top 15% \$Combined, Top 20% \$Beef, and Top 25% \$Energy.

## 55 WFQ CHRISTY L52

DOB: 03/01/23 REG: 20840542 TAG: L52

BAR R JET BLACK 5063  
HOFFMAN THEDFORD  
HA RITO LADY 3839

CONNEALY BLACK GRANITE  
BAR R IRIS ANITA 0113  
KG SOLUTION 0018  
HA RITO LADY 0622  
CONNEALY CONFIDENCE 0100  
DEENA OF CONANGA 668  
BOSS BOSSMAN 139  
BOSS MISS HOSS 155

CONNEALY CONFIDENCE 667  
WFQ CHRISTY E56  
WFQ CHRISTY B176

ACT BW: 65  
ADJ WW: 458  
W RATIO: 85

CED	BW	WW	YW	RADG	DMI	YH	SC	DOC	CLAW	ANGLE	HP	
11	0.6	66	112	0.26	0.69	0.5	1.68	23	0.48	0.3	13.8	
CEM	MILK	MW	MH	\$EN	CW	MARB	RE	FAT	\$M	\$W	\$B	\$C
5	25	18	0.3	7	53	0.54	0.58	0.062	95	71	146	284

Thedford heifer from a Confidence dam. Top 1% \$Maternal and Angle, Top 10% CED and \$Energy, Top 15% \$Wean, Top 20% \$Feedlot, Top 25% \$Combined and Top 30% Docility. Maternal brother sells as Lot 46.

# 56 WFQ BLACKBIRD L130

DOB: 04/05/23 REG: 20854223 TAG: L130

CARTER'S OMAHA

TOP LINE OMAHA 7010

TOP LINE LADY STACKER 1205

GF 905 OF IN FOCUS

BLACKBIRD 4221 OF DALEBANKS

BLACKBIRD 6643 OF DALEBANKS

BASIN PAYWEIGHT 1682  
TC MARCIA 0044  
SILVEIRAS STYLE 9303  
TOP LINE LADY STACKER 0871  
MYTTY IN FOCUS  
GF MISS TOTAL 780  
G A R RETAIL PRODUCT  
BLACKBIRD P508 OF DALEBANKS

ACT BW: 71  
ADJ WW: 595  
W RATIO: 111

CED	BW	WW	YW	RADG	DMI	YH	SC	DOC	CLAW	ANGLE	HP	
13	-0.5	36	60	0.15	0.08	-0.1	1.11	19	0.35	0.47	11.1	
CEM	MILK	MW	MH	\$EN	CW	MARB	RE	FAT	\$M	\$W	\$B	\$C
9	20	-9	-0.5	20	14	0.5	0.19	0.031	73	41	91	191



Omaha sired heifer from a In Focus dam that has weaned 7 calves at a 109 ratio. Top 2% \$Energy, Top 5% Claw, Top 10% CED, Top 15% BW and Top 25% \$Maternal.

# 57 WFQ RITA L111

DOB: 03/25/23 REG: 20858945 TAG: L111

CARTER'S OMAHA

TOP LINE OMAHA 7010

TOP LINE LADY STACKER 1205

B/R AMBUSH 28

CHAIR ROCK AMBUSH 1026

CHAIR ROCK OBJECTIVE 8004

BASIN PAYWEIGHT 1682  
TC MARCIA 0044  
SILVEIRAS STYLE 9303  
TOP LINE LADY STACKER 0871  
ROCKN D AMBUSH 1531  
B/R RUBY OF TIFFANY 8250  
S S OBJECTIVE T510 0T26  
CHAIR ROCK 1407 ND 2106

ACT BW: 78  
ADJ WW: 466  
W RATIO: 87

CED	BW	WW	YW	RADG	DMI	YH	SC	DOC	CLAW	ANGLE	HP	
6	3	48	90	0.21	0.67	0.6						
CEM	MILK	MW	MH	\$EN	CW	MARB	RE	FAT	\$M	\$W	\$B	\$C
10	23	52	0.4	-9	34	0.77	0.54	0	42	38	146	231

Omaha sired heifer by an Ambush dam.

# 58 WFQ CARYL L132

DOB: 04/06/23 REG: 20858946 TAG: L132

CARTER'S OMAHA

TOP LINE OMAHA 7010

TOP LINE LADY STACKER 1205

OSU CLASS ACT

HURLBUTS CARYL 500C

NORTHFORK FREEDOM 944

BASIN PAYWEIGHT 1682  
TC MARCIA 0044  
SILVEIRAS STYLE 9303  
TOP LINE LADY STACKER 0871  
DAMERON FIRST CLASS  
OSU EMPRESS 7165  
TC FREEDOM 104  
NORTHFORK COLUMBUS 442

ACT BW: 58  
ADJ WW: 470  
W RATIO: 88

CED	BW	WW	YW	RADG	DMI	YH	SC	DOC	CLAW	ANGLE	HP	
4	0.9	47	80	0.2	0.3	0.3	-0.04	8	0.52	0.51	6.7	
CEM	MILK	MW	MH	\$EN	CW	MARB	RE	FAT	\$M	\$W	\$B	\$C
7	19	34	0.1	2	28	0.52	0.43	-0.014	42	43	125	204

Omaha sired heifer by one of Morgan's old show heifers who has weaned 7 calves at a 95 ratio. She is Top 15% \$Energy.

# 59 WFQ MIDNIGHT GAL L126

DOB: 04/02/23 REG: 20860152 TAG: L126

CARTER'S OMAHA

TOP LINE OMAHA 7010

TOP LINE LADY STACKER 1205

S WHITLOCK 179

GVC MIDNIGHT GAL G024

GVC MIDNIGHT GAL E066

BASIN PAYWEIGHT 1682  
TC MARCIA 0044  
SILVEIRAS STYLE 9303  
TOP LINE LADY STACKER 0871  
S CHISUM 6175  
S PRIDE ANNA 709  
PINE VIEW/GVC PROVIDER P783  
GVC MISS 004 6625

ACT BW: 74  
ADJ WW: 565  
W RATIO: 105

CED	BW	WW	YW	RADG	DMI	YH	SC	DOC	CLAW	ANGLE	HP	
8	1.1	59	103	0.22	0.94	0.7	0.68	13	0.55	0.53	9.6	
CEM	MILK	MW	MH	\$EN	CW	MARB	RE	FAT	\$M	\$W	\$B	\$C
9	33	61	0.5	-19	46	0.65	0.51	0.007	49	63	144	236

Omaha sired heifer from a dam that has weaned 3 calves at a 107 ratio. She is Top 10% Milk.





# 60 WFQ PROMPTITUDE L134

DOB: 04/08/23 REG: 20836304 TAG: L134

CONNEALY ARMORY  
**WFQ ARMORY B421 G21**  
 NELSONS QUEEN MOTHER B421

CONNEALY ARSENAL 2174  
 EBBA OF CONANGA 808  
 KROUPALS B&B IDENTITY  
 NELSONS QUEEN MOTHER S645  
 S A V RENOWN 3439  
 S A V MADAME PRIDE 9803  
 EF COMPLEMENT 8088  
 DALEBANKS PROMPTITUDE 7576

ACT BW: 72  
 ADJ WW: 617  
 W RATIO: 115

KFA WEST FRANKLIN 607  
**WFQ PROMPTITUDE G76**  
 DALEBANKS PROMPTITUDE 4140

CED	BW	WW	YW	RADG	DMI	YH	SC	DOC	CLAW	ANGLE	HP	
3	2.2	81	143	0.29	1.84	0.9	0.85	23	0.53	0.51	14.7	
CEM	MILK	MW	MH	\$EN	CW	MARB	RE	FAT	\$M	\$W	\$B	\$C
10	31	115	1	-46	63	0.42	0.64	-0.023	55	73	144	242



Lot 60

G21 sired heifer from a dam that has weaned 3 calves at a 107 ratio. She is Top 10% WW and YW, Top 15% \$Wean, Top 20% Milk, Top 25% \$Feedlot, and Top 30% Docility.

# 61 WFQ LASS L124

DOB: 04/01/23 REG: 20836303 TAG: L124

CONNEALY ARMORY  
**WFQ ARMORY B421 G21**  
 NELSONS QUEEN MOTHER B421

CONNEALY ARSENAL 2174  
 EBBA OF CONANGA 808  
 KROUPALS B&B IDENTITY  
 NELSONS QUEEN MOTHER S645  
 CONNEALY ARSENAL 2174  
 EBBA OF CONANGA 808  
 CONNEALY COMRADE 1385  
 WFQ LASS C15

ACT BW: 58  
 ADJ WW: 527  
 W RATIO: 98

CONNEALY ARMORY  
**WFQ LASS G07**  
 WFQ LASS E01

CED	BW	WW	YW	RADG	DMI	YH	SC	DOC	CLAW	ANGLE	HP	
15	-3.2	60	120	0.27	1.53	0.8	0.63	23	0.45	0.45	16	
CEM	MILK	MW	MH	\$EN	CW	MARB	RE	FAT	\$M	\$W	\$B	\$C
11	36	19	0.1	0	36	0.94	0.15	0.038	94	74	136	270



G21 sired heifer from an Armory dam. She is Top 1% BW and \$Maternal, Top 2% CED, Top 4% Milk, Top 15% \$Wean, Top 20% \$Energy, Top 25% CEM, and Top 30% Marbling, Docility, and Claw.

# 62 WFQ PEG L67

DOB: 03/12/23 REG: 20836295 TAG: L67

CONNEALY ARMORY  
**WFQ ARMORY B421 G21**  
 NELSONS QUEEN MOTHER B421

CONNEALY ARSENAL 2174  
 EBBA OF CONANGA 808  
 KROUPALS B&B IDENTITY  
 NELSONS QUEEN MOTHER S645  
 CONNEALY BLACK GRANITE  
 RCC FINAL IMPRESSION 926  
 CONNEALY SAFEGUARD 8353  
 TOP LINE PEG 3037

ACT BW: 58  
 ADJ WW: 481  
 W RATIO: 93

HURLBUTS BLACK GRANITE 603  
**WFQ PEG H104**  
 WFQ PEG F93

CED	BW	WW	YW	RADG	DMI	YH	SC	DOC	CLAW	ANGLE	HP	
10	-1.2	48	82	0.19	0.17	0.4	-0.01	15	0.53	0.44	12.2	
CEM	MILK	MW	MH	\$EN	CW	MARB	RE	FAT	\$M	\$W	\$B	\$C
11	31	3	0.1	11	22	0.55	0.61	0.014	79	61	114	227

G21 sired heifer from a Black Granite dam. She is Top 5% \$Energy, Top 10% BW, Top 15% \$Maternal, Top 20% CED and Milk, Top 25% CEM and Top 30% Angle.

# 63 WFQ BLACKBIRD L141

DOB: 04/11/23 REG: 20836305 TAG: L141

HURLBUT OSU FINAL EXAM 5130  
**TOP LINE FINAL EXAM 9026**  
 B/A BLACKCAP PT B0111

OSU FINAL EXAM 3139  
 OSU EVERELDA ENTENSE 3117  
 PA POWER TOOL 9108  
 BAF EXT BLACKCAP 9084  
 CONNEALY TOBIN  
 BECKA GALA OF CONANGA 8281  
 KESSLERS FRONTMAN R001  
 BLACKBIRD P501 OF DALEBANKS

ACT BW: 72  
 ADJ WW: 584  
 W RATIO: 109

CONNEALY CONFIDENCE 0100  
**BLACKBIRD 4152 OF DALEBANKS**  
 BLACKBIRD 205 OF DALEBANKS

CED	BW	WW	YW	RADG	DMI	YH	SC	DOC	CLAW	ANGLE	HP	
8	1.4	59	106	0.25	1.02	0.3	0.99	9	0.35	0.4	5.2	
CEM	MILK	MW	MH	\$EN	CW	MARB	RE	FAT	\$M	\$W	\$B	\$C
6	26	58	-0.2	-14	54	0.43	0.21	0.034	47	57	132	218



Lot 63

Final Exam heifer that was raised by a Pathfinder dam who has weaned 8 calves at a 105 ratio. She Top 5% Claw, and Top 15% Angle and \$Energy.

# 64 WFQ PRINCESS L115

DOB: 03/26/23 REG: 20857856 TAG: L115

HURLBUT OSU FINAL EXAM 5130  
**TOP LINE FINAL EXAM 9026**  
 B/A BLACKCAP PT B0111

OSU FINAL EXAM 3139  
 OSU EVERELDA ENTENSE 3117  
 PA POWER TOOL 9108  
 BAF EXT BLACKCAP 9084  
 S&R ROUNDTABLE J328  
 ROGENS WENDY 1002  
 OSU ORION 8102  
 EXAR PRINCESS 6412

ROGENS GALAHAD 605  
**ROGENS PRINCESS 819**  
 ROGENS PRINCESS 1012

ACT BW: 65  
 ADJ WW: 451  
 W RATIO: 84

CED	BW	WW	YW	RADG	DMI	YH	SC	DOC	CLAW	ANGLE	HP	
-1	3.2	66	119	0.25	1.23	0.7	0.83	12	0.54	0.46	8	
CEM	MILK	MW	MH	\$EN	CW	MARB	RE	FAT	\$M	\$W	\$B	\$C
8	10	88	0.4	-20	52	0.33	0.32	0.027	25	38	138	204

Final Exam out of one of Morgan's old show heifers.

# 65 WFQ EOTA L93

DOB: 03/19/23 REG: 20836300 TAG: L93

BALDRIDGE COMMAND C036  
**THOMAS COMMAND 01094**  
 THOMAS LUCY 5930

EF COMMANDO 1366  
 BALDRIDGE BLACKBIRD A030  
 PLATTEMERE WEIGH UP K360  
 THOMAS LUCY 9706  
 S A V RENOWN 3439  
 S A V MADAME PRIDE 9803  
 CONNEALY THUNDER  
 EOTA OF DALEBANKS 8680

KFA WEST FRANKLIN 607  
**WFQ EOTA H105**  
 EOTA OF DALEBANKS 4209

ACT BW: 62  
 ADJ WW: 503  
 W RATIO: 97

CED	BW	WW	YW	RADG	DMI	YH	SC	DOC	CLAW	ANGLE	HP	
4	1.8	77	146	0.32	1.95	0.9	1	23	0.46	0.47	11.8	
CEM	MILK	MW	MH	\$EN	CW	MARB	RE	FAT	\$M	\$W	\$B	\$C
2	32	112	0.8	-45	56	0.86	0.61	-0.042	46	69	159	252

Command heifer. She is Top 10% YW, Top 15% WW and Milk, Top 20% \$Wean, Top 25% \$Grid and Top 30% Docility. Maternal brother sells as Lot 45.

# 66 WFQ JESTRESS L92

DOB: 03/19/23 REG: 20857854 TAG: L92

CONNEALY SAFEGUARD 8353  
**WFQ SAFEGUARD A34 F68**  
 WFQ QUEEN A34

PA SAFEGUARD 021  
 EFFI LAYNE OF CONANGA 8353  
 CONNEALY CONSENSUS 7229  
 WK QUEEN 2310  
 B/R NEW DAY 454  
 BOHI LADY 8330  
 G A R PROPHET  
 DALEBANKS JESTRESS 1230

WFQ ND454 8330 A38  
**WFQ JESTRESS F51**  
 DALEBANKS JESTRESS 4226

ACT BW: 62  
 ADJ WW: 443  
 W RATIO: 82

CED	BW	WW	YW	RADG	DMI	YH	SC	DOC	CLAW	ANGLE	HP	
4	0.4	51	96	0.17	1.01	0.4	0.19	20	0.55	0.54	9.4	
CEM	MILK	MW	MH	\$EN	CW	MARB	RE	FAT	\$M	\$W	\$B	\$C
9	23	47	0.1	-7	33	0.78	0.29	0.026	50	48	132	221

F68 sired heifer. She is Top 30% BW and \$Energy.

# 67 WFQ RITA L150

DOB: 04/24/23 REG: 20857857 TAG: L150

PLATTEMERE WEIGH UP K360  
**THOMAS WEIGH UP 91003**  
 THOMAS QUEEN MOTHER 0206

SITZ UPWARD 307R  
 BARBARA OF PLATTEMERE 337  
 MYTTY IN FOCUS  
 THOMAS QUEEN MOTHER 7403  
 EF COMMANDO 1366  
 BALDRIDGE ISABEL Y69  
 S S OBJECTIVE T510 0T26  
 CHAIR ROCK GRID MAKER 2107

BALDRIDGE BRONC  
**WFQ RITA H33**  
 GAR CHAIRROCK OBJECTIVE 8531

ACT BW: 69  
 ADJ WW: 529  
 W RATIO: 108

CED	BW	WW	YW	RADG	DMI	YH	SC	DOC	CLAW	ANGLE	HP	
14	-0.4	64	117	0.26	1.11	0.4	0.66	17	0.62	0.56	9.4	
CEM	MILK	MW	MH	\$EN	CW	MARB	RE	FAT	\$M	\$W	\$B	\$C
15	29	49	0.3	-11	42	0.47	0.7	0.03	60	68	130	229

Weigh Up sired heifer from a Baldrige Bronc ET cow. She is Top 3% CEM, Top 4% CED, Top 20% BW, Top 25% \$Wean, and Top 30% Milk.

# Commercial Females

## WOODBURY FARMS

40 head of commercial open heifers to be sold in groups of 3 to 5.

10 2-year-old commercial females with calves to be sold in groups of 5.



# Reference Sires

## A TEHAMA PATRIARCH F028

DOB: 02/03/17 REG: 18981191 TAG: F028

HOOVER DAM SYDGEN C C & 7  
 ERICA OF ELLSTON C124  
**S S NIAGARA Z29** B/R NEW DAY 454  
 JET S S X144 JET S S T151  
 CONNEALY THUNDER BALDRIDGE KABOOM K243 KCF  
**TEHAMA ELITE BLACKBIRD D826** PARKA OF CONANGA 241  
 TEHAMA ELITE BLACKBIRD Z630 MCC DAYBREAK  
 TEHAMA ELITE BLACKBIRD T766



CED	BW	WW	YW	RADG	DMI	YH	SC	DOC	CLAW	ANGLE	HP	
14	-1.9	66	130	0.28	2.09	0.2	1.31	21	0.42	0.43	18	
CEM	MILK	MW	MH	\$EN	CW	MARB	RE	FAT	\$M	\$W	\$B	\$C
16	30	70	0.2	-22	48	0.85	0.8	0.019	80	73	159	286

## B CONNEALY MAINSTAY

DOB: 07/28/16 REG: 18839231 TAG: 617P

CONNEALY CONSENSUS KMK ALLIANCE 6595 187  
 BLINDA OF CONANGA 004  
**CONNEALY GLORY 4127** HOOVER DAM  
 ENCHANT OF CONANGA 2423 ENCHANTARA OF CONANGA 875  
 CONNEALY HEMISPHERE 957L G A R NEW DESIGN 5050  
**JAYCE OF CONANGA 318E** BREELA OF CONANGA 3991  
 JASE OF CONANGA 4660 MYTTY IN FOCUS  
 JASE OF CONANGA 234



CED	BW	WW	YW	RADG	DMI	YH	SC	DOC	CLAW	ANGLE	HP	
7	0.2	65	121	0.3	1	0.6	0.26	30	0.61	0.52	6.3	
CEM	MILK	MW	MH	\$EN	CW	MARB	RE	FAT	\$M	\$W	\$B	\$C
9	30	85	0.7	-30	43	0.72	0.5	-0.021	40	66	153	238

## C HOFFMAN THEDFORD

DOB: 01/28/20 REG: 19520180 TAG: 0061

CONNEALY BLACK GRANITE CONNEALY CONSENSUS 7229  
 EURA ELGA OF CONANGA 9109  
**BAR R JET BLACK 5063** SITZ UPWARD 307R  
 BAR R IRIS ANITA 0113 BAR R ANITA 7081  
 KG SOLUTION 0018 MOGCK SURE SHOT  
**HA RITO LADY 3839** KG RITO LADY 8724  
 HA RITO LADY 0622 HA PROGRAM 5652  
 HA RITO LADY 8395



CED	BW	WW	YW	RADG	DMI	YH	SC	DOC	CLAW	ANGLE	HP	
13	0.8	73	141	0.36	1.24	0.7	2.07	21	0.53	0.35	17.9	
CEM	MILK	MW	MH	\$EN	CW	MARB	RE	FAT	\$M	\$W	\$B	\$C
9	30	63	0.8	-19	66	0.53	0.95	-0.014	85	69	182	321

## D SITZ RESILIENT

DOB: 02/15/18 REG: 19057457 TAG: 10208

MOHNEN SUBSTANTIAL 272  
**SITZ STELLAR 726D**  
 SITZ PRIDE 2008  
 SITZ TOP GAME 561X  
**SITZ MISS BURGESS 1856**  
 SITZ MISS BURGESS 4381

BENFIELD SUBSTANCE 8506  
 MOHNEN GLYN MAWR ELBA 1758  
 CONNEALY FINAL PRODUCT  
 SITZ PRIDE 308Y  
 GDAR GAME DAY 449  
 SITZ PRIDE 88T  
 SITZ RAINMAKER 10899  
 SITZ MISS BURGESS 1609



CED	BW	WW	YW	RADG	DMI	YH	SC	DOC	CLAW	ANGLE	HP	
7	0.6	76	132	0.27	1.37	0.5	1.13	5	0.33	0.35	15.9	
CEM	MILK	MW	MH	\$EN	CW	MARB	RE	FAT	\$M	\$W	\$B	\$C
6	22	53	0.3	-9	39	0.98	0.55	0.015	86	80	144	273

## E SITZ STELLAR

DOB: 01/23/16 REG: 18397542 TAG: 726D

BENFIELD SUBSTANCE 8506  
**MOHNEN SUBSTANTIAL 272**  
 MOHNEN GLYN MAWR ELBA 1758  
 CONNEALY FINAL PRODUCT  
**SITZ PRIDE 2008**  
 SITZ PRIDE 308Y

H A IMAGE MAKER 0415  
 BENFIELD EDELLA 1105  
 LT TERRITORY 5824 OF EA  
 MOHNEN GLYN MAWR ELBA 1345  
 CONNEALY PRODUCT 568  
 EBONISTA OF CONANGA 471  
 SITZ UPWARD 307R  
 SITZ PRIDE 44P



CED	BW	WW	YW	RADG	DMI	YH	SC	DOC	CLAW	ANGLE	HP	
5	-0.1	69	125	0.27	1.46	0.3	0.84	16	0.3	0.4	8.3	
CEM	MILK	MW	MH	\$EN	CW	MARB	RE	FAT	\$M	\$W	\$B	\$C
9	17	76	0.4	-18	47	0.64	0.41	0.058	55	63	137	233

## F BASIN RAINMAKER 4404

DOB: 03/19/14 REG: 17913751 TAG: 4404

BASIN RAINMAKER P175  
**BASIN RAINMAKER 2704**  
 BASIN ERICA 7520 BV  
 BASIN PAYWEIGHT 1075  
**BASIN JOY 1036**  
 BASIN JOY 566T

BASIN RAINMAKER 747L  
 BASIN BLACKCAP LADY 693L  
 BASIN FRANCHISE P142  
 BASIN ERICA 8R02 BV  
 VERMILLION PAYWEIGHT J847  
 BASIN LUCY 3829  
 B P F SPECIAL FOCUS 504  
 BASIN JOY 204R



CED	BW	WW	YW	RADG	DMI	YH	SC	DOC	CLAW	ANGLE	HP	
7	1.2	59	107	0.23	1.11	0	0.7	24	0.36	0.35	16.3	
CEM	MILK	MW	MH	\$EN	CW	MARB	RE	FAT	\$M	\$W	\$B	\$C
12	35	55	0	-18	46	0.57	0.44	0.017	82	68	144	269



# G KG JUSTIFIED 3023

DOB: 01/21/13 REG: 17707279 TAG: 3023

CONNEALY CONSENSUS 7229  
**CONNEALY JUDGEMENT**  
 ENTRINE OF CONANGA 9876

SITZ WISDOM 481T  
**KG MISS MAGIC 1443**  
 KG MISS MAGIC 3528

CONNEALY CONSENSUS  
 BLUE LILY OF CONANGA 16  
 RITO 6EMA OF 4L3 EMBLAZON  
 ENTRANCE OF CONANGA 206  
 CONNEALY ONWARD  
 SITZ ELLUNA ELITE 94P  
 KG TRAVELER 8180 8171  
 KG MISS MAGIC 6560



CED	BW	WW	YW	RADG	DMI	YH	SC	DOC	CLAW	ANGLE	HP	
11	-1.9	62	109	0.23	1	-0.2	1.74	21	0.38	0.47	18.6	
CEM	MILK	MW	MH	\$EN	CW	MARB	RE	FAT	\$M	\$W	\$B	\$C
8	30	30	-0.5	-2	34	1.12	0.23	0.058	95	82	145	283

# H THOMAS COMMAND 01094

DOB: 02/29/20 REG: 19949224 TAG: 01094

EF COMMANDO 1366  
**BALDRIDGE COMMAND C036**  
 BALDRIDGE BLACKBIRD A030

PLATTEMERE WEIGH UP K360  
**THOMAS LUCY 5930**  
 THOMAS LUCY 9706

EF COMPLEMENT 8088  
 RIVERBEND YOUNG LUCY W1470  
 HOOVER DAM  
 BALDRIDGE BLACKBIRD X89  
 SITZ UPWARD 307R  
 BARBARA OF PLATTEMERE 337  
 S S OBJECTIVE T510 0T26  
 THOMAS LUCY 7781

CED	BW	WW	YW	RADG	DMI	YH	SC	DOC	CLAW	ANGLE	HP	
9	0.4	85	153	0.31	2.32	0.5	0.91	15	0.55	0.47	10.4	
CEM	MILK	MW	MH	\$EN	CW	MARB	RE	FAT	\$M	\$W	\$B	\$C
6	29	104	0.4	-39	63	0.62	0.69	-0.019	51	80	150	246

# I WFQ ARMORY B421 G21

DOB: 02/26/19 REG: 19538515 TAG: G21

CONNEALY ARSENAL 2174  
**CONNEALY ARMORY**  
 EBBA OF CONANGA 808

KOUPALS B&B IDENTITY  
**NELSONS QUEEN MOTHER B421**  
 NELSONS QUEEN MOTHER S645

CONNEALY PACKER 547  
 BLACK RICE OF CONANGA 9529  
 DALEBANKS CENTENNIAL 2526  
 E B A OF CONANGA 819  
 SITZ UPWARD 307R  
 B&B ERICA 605  
 F A R TARGET 15K  
 NELSONS QUEEN MOTHER H299

CED	BW	WW	YW	RADG	DMI	YH	SC	DOC	CLAW	ANGLE	HP	
11	-1.1	59	112	0.28	0.75	0.9	0.56	20	0.48	0.48	14.8	
CEM	MILK	MW	MH	\$EN	CW	MARB	RE	FAT	\$M	\$W	\$B	\$C
10	37	58	0.7	-20	44	0.94	0.42	0.018	68	67	159	274

# J TOP LINE FINAL EXAM 9026

DOB: 02/27/19 REG: 19505631 TAG: 9026

OSU FINAL EXAM 3139  
**HURLBUT OSU FINAL EXAM 5130**  
 OSU EVERELDA ENTENSE 3117

PA POWER TOOL 9108  
**B/A BLACKCAP PT B0111**  
 BAF EXT BLACKCAP 9084

S A V FINAL ANSWER 0035  
 OSU EMPRESS 1105  
 VAR ROCKY 80029  
 OSU EVERELDA ENTENSE 0179 C  
 G A R PREDESTINED  
 SHAMROCKS BEEBEE QUEEN 3095  
 N BAR EMULATION EXT  
 KAHN BLACKCAP M84

CED	BW	WW	YW	RADG	DMI	YH	SC	DOC	CLAW	ANGLE	HP	
4	2.7	76	130	0.24	1.97	0.6	1.18	12	0.53	0.49	6.1	
CEM	MILK	MW	MH	\$EN	CW	MARB	RE	FAT	\$M	\$W	\$B	\$C
10	15	89	0.1	-24	65	0.36	0.23	0.056	37	56	133	210

# K TOP LINE OMAHA 7010

DOB: 01/12/17 REG: 18875067 TAG: 7010

BASIN PAYWEIGHT 1682  
**CARTER'S OMAHA**  
 TC MARCIA 0044

SILVEIRAS STYLE 9303  
**TOP LINE LADY STACKER 1205**  
 TOP LINE LADY STACKER 0871

BASIN PAYWEIGHT 0065  
 21AR O LASS 7017  
 TC GRIDIRON 258  
 TC MARCIA 6006  
 GAMBLES HOT ROD  
 SILVEIRAS ELBA 2520  
 WK VEGAS  
 WK LADY STACKER 5257

CED	BW	WW	YW	RADG	DMI	YH	SC	DOC	CLAW	ANGLE	HP	
8	1.1	58	95	0.21	0.64	0.3	0.23	2	0.59	0.5	5.7	
CEM	MILK	MW	MH	\$EN	CW	MARB	RE	FAT	\$M	\$W	\$B	\$C
10	24	58	0.2	-13	39	0.7	0.56	0.001	36	56	142	220

## L THOMAS WEIGH UP 91003

DOB: 02/16/19 REG: 19605094 TAG: 91003

SITZ UPWARD 307R  
**PLATTEMERE WEIGH UP K360**  
BARBARA OF PLATTEMERE 337

MYTTY IN FOCUS  
**THOMAS QUEEN MOTHER 0206**  
THOMAS QUEEN MOTHER 7403

CONNELY ONWARD  
SITZ HENRIETTA PRIDE 81M  
G A R RETAIL PRODUCT  
BARBARA OF PLATTEMERE 311  
S A F FOCUS OF E R  
MYTTY COUNTESS 906  
K C F BENNETT TOTAL  
THOMAS QUEEN MOTHER 4153

CED	BW	WW	YW	RADG	DMI	YH	SC	DOC	CLAW	ANGLE	HP	
16	-1.7	62	114	0.29	0.71	0.3	1.15	15	0.65	0.56	7.9	
CEM	MILK	MW	MH	\$EN	CW	MARB	RE	FAT	\$M	\$W	\$B	\$C
18	25	54	0.4	-11	43	0.49	0.64	0.03	52	63	136	228

## M MONTANA HONESTY 0016

DOB: 03/20/20 REG: 19852256 TAG: 0016

LT ENTERPRISE 5213  
**KOUPALS B&B PATHFINDER 8106**  
B&B BLKBD PROGRESS 3015

COLEMAN CHARLO 0256  
**MONTANA DONNA 8074**  
COLEMAN DONNA 505

CONNELY CAPITALIST 028  
LT ERICA 0121  
KOUPALS B&B IDENTITY  
B&B BLKBD PROGRESS 0049  
O C C PAXTON 730P  
BOHI ABIGALE 6014  
S A V RESOURCE 1441  
COLEMAN DONNA 714

CED	BW	WW	YW	RADG	DMI	YH	SC	DOC	CLAW	ANGLE	HP	
6	0.5	69	122	0.27	1.06	0.2	1.58	13	0.37	0.36	11	
CEM	MILK	MW	MH	\$EN	CW	MARB	RE	FAT	\$M	\$W	\$B	\$C
3	28	35	-0.3	-3	45	0.38	1.1	-0.016	80	73	136	256

## N H P C A HOME TOWN A530

DOB: 09/06/20 REG: 19924554 TAG: A530

G A R ASHLAND  
**G A R HOME TOWN**  
CHAIR ROCK SURE FIRE 6095

EXAR STUD 4658B  
**EXAR SUNRISE 6889**  
G A R SUNRISE 1482

G A R EARLY BIRD  
CHAIR ROCK AMBUSH 1018  
G A R SURE FIRE  
CHAIR ROCK PROGRESS 3005  
A A R TEN X 7008 S A  
BOBO RITA 1559  
G A R SUNRISE  
G A R 5050 NEW DESIGN T179

CED	BW	WW	YW	RADG	DMI	YH	SC	DOC	CLAW	ANGLE	HP	
13	-0.3	64	110	0.26	0.41	0.1	0.72	32	0.57	0.4	8.5	
CEM	MILK	MW	MH	\$EN	CW	MARB	RE	FAT	\$M	\$W	\$B	\$C
13	20	58	0.1	-11	39	1.82	0.75	-0.008	63	60	203	326

## O THOMAS MAVERICK 0407

DOB: 08/09/20 REG: 20029459 TAG: 0407

BASIN PAYWEIGHT 1682  
**POSS MAVERICK**  
POSS PRIDE 5163

PLATTEMERE WEIGH UP K360  
**THOMAS QUEEN MOTHER 61455**  
THOMAS QUEEN MOTHER 3688

BASIN PAYWEIGHT 0065  
21AR O LASS 7017  
POSS HOOVER DAM 2509  
POSS PRIDE 9526  
SITZ UPWARD 307R  
BARBARA OF PLATTEMERE 337  
CONNELY CONFIDENCE 0100  
THOMAS QUEEN MOTHER 8143

CED	BW	WW	YW	RADG	DMI	YH	SC	DOC	CLAW	ANGLE	HP	
6	0.5	69	119	0.28	0.47	0.2	0.98	32	0.61	0.48	6.7	
CEM	MILK	MW	MH	\$EN	CW	MARB	RE	FAT	\$M	\$W	\$B	\$C
7	33	37	0	-7	54	1.03	0.75	-0.001	70	78	178	301





# LiveAuctions.TV


## HERE'S HOW IT WORKS

Go to [www.LiveAuctions.tv](http://www.LiveAuctions.tv). Please note that you do NOT need an account to watch the auction, but you do need to register an account and request a buyer number if you wish to bid. You only have to register once. Click "Register" in the top right corner of the homepage and create a new account. Once you have completed the form on this registration page and hit the "Register" button you will receive an e-mail with a place to click on to verify you have entered a valid e-mail address. Once you have completed this registration process, find the auction you are interested in on the homepage or "All Auctions" webpage and click on it (auctions are listed in chronological order). You should then see a box that says Login. Now that you have an account with LiveAuctions just type in your E-mail Address and Password. You will now see a hyperlink at the top that says "Request a Buyer Number". The first time you request your first buyer number on LiveAuctions it will send you a text message with a verification code in it. Type the code from the text message into the area requiring it and you will then see your name along with a buyer number listed at the top of the webpage where the live video is and you will be able to bid. You will only have to complete this two-step verification process one time. After that you will be able to immediately request a buyer number on any auction without verification through an e-mail or text message again.

LiveAuctions no longer requires an app. If you wish to view/register/bid on a smartphone just type LiveAuctions.tv in whatever web browser you use. The registration process is the same as it is on a desktop computer, but the website is built mobile friendly. Click on the three lines in the top left corner to access the menus.

**Bidders who are successful in making purchases will be contacted by the ranch after the auction to settle payment and discover your shipping plans.**

If you need help registering to bid or to view the auction please call Technical Support at (682) 816-4900 or e-mail us at [TechSupport@LiveAuctions.tv](mailto:TechSupport@LiveAuctions.tv).



## ABOVE AVERAGE GOALS REQUIRE TARGETED BULLS


*Aim High*

The Targeting the Brand™ logo highlights registered Angus bulls with greater genetic potential to produce calves that meet the most challenging specifications of the *Certified Angus Beef*® brand.

**Only 1 in 4 non-parent Angus bulls qualify.**

*Minimum Genetic Requirements*

Marbling EPD (Marb)	+0.65
Dollar Grid Carcass Index (\$G)	+55.0



For more information on Targeting the Brand™ visit [CABcattle.com](http://CABcattle.com).



# WOODBURY FARMS

*Thank you!*


WE HOPE TO  
SEE YOU NEXT YEAR!







*Thank you to these banks  
for sponsoring our meal!*



# FARMERS & DROVERS BANK



[farmersanddrovers.com](http://farmersanddrovers.com) • Council Grove & Alta Vista, KS  
Member FDIC

THE KANSAS STATE BANK

# KSB

[www.theksb.com](http://www.theksb.com)  
Overbrook - Scranton



Member  
**FDIC**



STOCKGROWERS  
STATE BANK

Your Rural Lender since 1906.

Maple Hill

Paxico

Alma

Silver Lake

785-256-4241

785-636-5288

785-765-3311

785-319-2020

NMLS#: 753970

[www.stockgrowers.biz](http://www.stockgrowers.biz)





**WOODBURY  
FARMS**

**HOWARD WOODBURY**  
23200 S. STUBBS ROAD  
QUENEMO, KS 66528



*13th  
Annual*

**BULL *AND* FEMALE SALE**

(785) 241-0515 | [WOODBURYFARMSKANSAS.COM](http://WOODBURYFARMSKANSAS.COM)

MARCH 20, 2024 | 6 P.M.